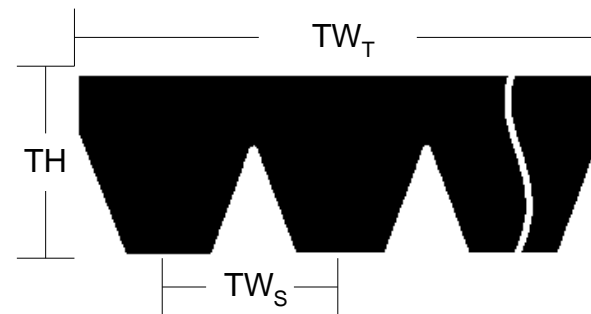




Standard Construction Features

Belt Type: Micro-V
 Core Material: Oil & Heat Resistant (chloroprene)
 Cord/Tensile: Polyester



Belt Section

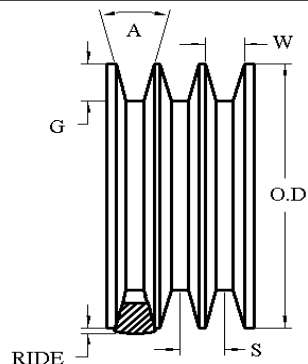
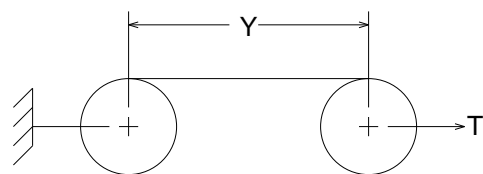
| Cross Section | Effective Length (in) | TW _S (in) | TH (in) | TW _T (in) | Strands |
|----------------|-----------------------|----------------------|---------|----------------------|---------|
| J - Industrial | 33.00 +0.20 -0.30 | 3/32 | 5/32 | 9/16 | 6 |

Measuring Information

* T (lb) is per belt/rib/strand

| Y (in) | T* (lb) | G min (in) | W (in) | Angle (°) | O.D. (in) | O.C. (in) | Max Ride (in) | S (in) |
|-------------------------|---------|------------|--------|-----------|-----------|-----------|---------------|--------|
| 11.500 +0.100 -0.150 | 11 | 0.082 | | 40 | 3.183 | 10.000 | NA | 0.092 |

Reference RMA IP-26 J Section for the industry standard governing this belt.



DesignView™
 Version 1.0 -
 Belt Information Sheet

Created 22 Jun 2017 by Gates

Created for

Micro-V - J - Industrial

Gates Product Number

9171-03306

Customer Part Number

330J6

The length shall be measured by placing the belts on two sheaves of equal diameters that have been grooved in accordance with standard specifications and rotated at least three complete turns with the specified tension so that each strand receives half the total tension. The length will be that length obtained by adding the Reference Circumference of one sheave at dimension 'W' to twice the center distance (dimension 'Y').