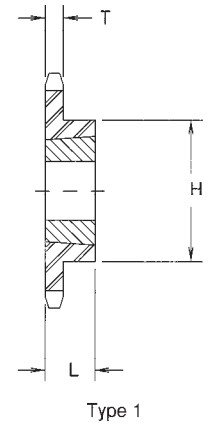


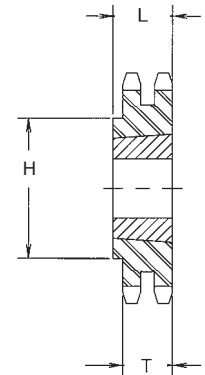
Table No. 1 Sprockets for **No. 80**, 1" Pitch ANSI Chain

Part No.	Bushing	Bore Range	Diameter		No. of Teeth	Type	T (Nom.)	L	H	Wt.lbs. Less Bush.
			Outside	Pitch						
H80TB10	1215	1/2 - 1 3/8	3.68	3.236	10	1	.575	1 1/2	2 1/2	1.4
H80TB11	1215	1/2 - 1 3/8	4.01	3.549	11	1	.575	1 1/2	2 15/32	1.5
H80TB12	1615	1/2 - 1 5/8	4.33	3.864	12	1	.575	1 1/2	3	1.2
H80TB13	1615	1/2 - 1 5/8	4.66	4.179	13	1	.575	1 1/2	3	2.3
H80TB14	1615	1/2 - 1 5/8	4.98	4.494	14	1	.575	1 1/2	3 7/32	3.1
H80TB15	1615	1/2 - 1 5/8	5.30	4.810	15	1	.575	1 1/2	3 7/32	3.5
H80TB16	2012	1/2 - 2	5.63	5.126	16	1	.575	1 1/4	3 7/8	4.4
H80TB17	2012	1/2 - 2	5.95	5.442	17	1	.575	1 1/4	3 7/8	5.3
H80TB18	2012	1/2 - 2	6.27	5.759	18	1	.575	1 1/4	3 7/8	5.7
H80TB19	2012	1/2 - 2	6.59	6.076	19	1	.575	1 1/4	3 7/8	6.1
H80TB20	2517	1/2 - 2 1/2	6.91	6.392	20	1	.575	1 3/4	4 1/4	4.8
H80TB21	2517	1/2 - 2 1/2	7.23	6.710	21	1	.575	1 3/4	4 1/4	5.2
H80TB22	2517	1/2 - 2 1/2	7.56	7.027	22	1	.575	1 3/4	4 1/4	5.8
H80TB23	2517	1/2 - 2 1/2	7.88	7.344	23	1	.575	1 3/4	4 1/4	6.3
H80TB24	2517	1/2 - 2 1/2	8.20	7.661	24	1	.575	1 3/4	4 1/4	7.0
H80TB25	2517	1/2 - 2 1/2	8.52	7.979	25	1	.575	1 3/4	4 1/4	7.6
H80TB26	2517	1/2 - 2 1/2	8.84	8.296	26	1	.575	1 3/4	4 1/4	9.9
H80TB27	2517	1/2 - 2 1/2	9.16	8.614	27	1	.575	1 3/4	4 1/4	10.0
H80TB28	2517	1/2 - 2 1/2	9.48	8.931	28	1	.575	1 3/4	4 1/4	10.0
H80TB30	2517	1/2 - 2 1/2	10.11	9.567	30	1	.575	1 3/4	4 1/4	12.6
80TB32	2517	1/2 - 2 1/2	10.75	10.202	32	1	.575	1 3/4	4 1/4	14.1
80TB35	2517	1/2 - 2 1/2	11.71	11.156	35	1	.575	1 3/4	4 1/4	14.5
80TB36	2517	1/2 - 2 1/2	12.03	11.474	36	1	.575	1 3/4	4 1/4	17.6
80TB40	2517	1/2 - 2 1/2	13.31	12.745	40	1	.575	1 3/4	4 1/4	21.1
80TB45	2517	1/2 - 2 1/2	14.90	14.336	45	1	.575	1 3/4	4 1/4	28.0
80TB48	2517	1/2 - 2 1/2	15.86	15.290	48	1	.575	1 3/4	4 1/4	31.4
80TB54	2517	1/2 - 2 1/2	17.77	17.198	54	1	.575	1 3/4	4 1/4	38.8
80TB60	2517	1/2 - 2 1/2	19.68	19.107	60	1	.575	1 3/4	4 1/4	47.2
80TB70	3020	15/16 - 3	22.87	22.289	70	1	.575	2	5 1/4	63.5
80TB80	3020	15/16 - 3	26.05	25.471	80	1	.575	2	5 1/4	83.5

HARDENED TEETH



Type 1

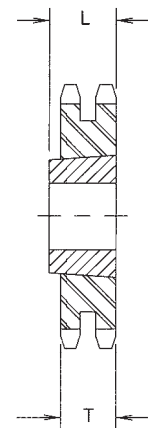


Type 2

Table No. 2 Steel Double Sprockets

Part No.	Bushing	Bore Range	Diameter		No. of Teeth	Type	T (Nom.)	L	H	Wt.lbs. Less Bush.
			Outside	Pitch						
D80TBA13	1615	1/2 - 1 5/8	4.66	4.179	13	3	.557	1 1/2	—	2.7
D80TBA14	2012	1/2 - 2	4.98	4.494	14	3	.557	1 1/4	—	2.5
D80TBA15	2012	1/2 - 2	5.30	4.810	15	3	.557	1 1/4	—	3.5
D80TBA16	2517	1/2 - 2 1/2	5.63	5.126	16	3	.557	1 3/4	—	2.5
D80TBA17	2517	1/2 - 2 1/2	5.95	5.442	17	3	.557	1 3/4	—	3.6
D80TBA18	2517	1/2 - 2 1/2	6.27	5.759	18	3	.557	1 3/4	—	4.9
D80TB19	3020	15/16 - 3	6.59	6.076	19	2	.557	2	5	3.2
D80TB20	3020	15/16 - 3	6.91	6.392	20	2	.557	2	5 5/16	4.5
D80TB21	3020	15/16 - 3	7.23	6.710	21	2	.557	2	5 41/64	6.5
D80TB25	3020	15/16 - 3	8.52	7.979	25	2	.557	2	6 59/64	14.5
D80TB30	3020	15/16 - 3	10.11	9.567	30	2	.557	2	5 1/4	25.1
D80TB36	3020	15/16 - 3	12.03	11.474	36	2	.557	2	5 1/4	39.4
D80TB42	3020	15/16 - 3	13.94	13.381	42	2	.557	2	5 1/4	36.4
D80TB45	3020	15/16 - 3	14.90	14.336	45	1	.557	2	5 1/4	41.4
D80TB52	3020	15/16 - 3	17.13	16.562	52	2	.557	2	5 1/4	56.2
D80TB60	3020	15/16 - 3	19.68	19.107	60	2	.557	2	5 1/4	66.3
D80TB68	3020	15/16 - 3	22.23	21.653	68	2	.557	2	5 1/4	72.0
D80TB76	3020	15/16 - 3	24.78	24.198	76	2	.557	2	5 1/4	89.1

HARDENED TEETH



Type 3

