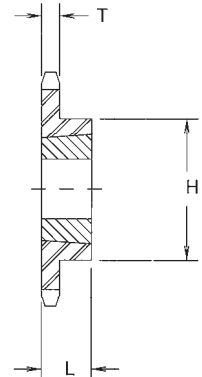


SPROCKETS FOR **No.50**  $\frac{5}{8}$ " PITCH ANSI CHAIN

TABLE No. 1

PART No.	BUSHING	BORE RANGE	DIAMETER		No. OF TEETH	TYPE	T NOM.	L	H	Wt. Lbs. LESS BUSH.
			OUTSIDE	PITCH						
H50TB12	1008	1/2 - 1	2.71	2.415	12	1	.343	7/8	1 15/16	0.3
H50TB13	1008	1/2 - 1	2.91	2.612	13	1	.343	7/8	1 13/16	0.5
H50TB14	1008	1/2 - 1	3.11	2.809	14	1	.343	7/8	1 15/16	0.8
H50TB15	1210	1/2 - 1 1/4	3.32	3.006	15	1	.343	1	2 15/32	0.6
H50TB16	1610	1/2 - 1 5/8	3.52	3.204	16	1	.343	1	2 25/32	0.5
H50TB17	1610	1/2 - 1 5/8	3.72	3.401	17	1	.343	1	2 25/32	0.8
H50TB18	1610	1/2 - 1 5/8	3.92	3.599	18	1	.343	1	2 25/32	1.1
H50TB19	1610	1/2 - 1 5/8	4.12	3.797	19	1	.343	1	3	1.3
H50TB20	1610	1/2 - 1 5/8	4.32	3.995	20	1	.343	1	3 1/4	1.5
H50TB21	1610	1/2 - 1 5/8	4.52	4.193	21	1	.343	1	3	1.7
H50TB22	1610	1/2 - 1 5/8	4.72	4.392	22	1	.343	1	3	1.9
H50TB23	2012	1/2 - 2	4.92	4.590	23	1	.343	1 1/4	3 9/16	1.2
H50TB24	2012	1/2 - 2	5.12	4.788	24	1	.343	1 1/4	3 9/16	1.4
H50TB25	2012	1/2 - 2	5.32	4.987	25	1	.343	1 1/4	3 9/16	1.5
H50TB26	2012	1/2 - 2	5.52	5.185	26	1	.343	1 1/4	3 9/16	1.7
H50TB27	2012	1/2 - 2	5.72	5.384	27	1	.343	1 1/4	3 9/16	1.8
H50TB28	2012	1/2 - 2	5.92	5.582	28	1	.343	1 1/4	3 9/16	1.9
H50TB30	2012	1/2 - 2	6.32	5.979	30	1	.343	1 1/4	3 9/16	2.3
H50TB32	2012	1/2 - 2	6.72	6.376	32	1	.343	1 1/4	3 9/16	2.5
H50TB35	2012	1/2 - 2	7.32	6.972	35	1	.343	1 1/4	3 9/16	3.2
H50TB36	2012	1/2 - 2	7.52	7.171	36	1	.343	1 1/4	3 9/16	3.6
H50TB40	2012	1/2 - 2	8.32	7.966	40	1	.343	1 1/4	3 9/16	5.3
50TB42	2012	1/2 - 2	8.72	8.363	42	1	.343	1 1/4	3 9/16	5.7
50TB45	2012	1/2 - 2	9.31	8.960	45	1	.343	1 1/4	3 9/16	6.4
50TB48	2012	1/2 - 2	9.91	9.556	48	1	.343	1 1/4	3 9/16	7.2
50TB54	2012	1/2 - 2	11.11	10.749	54	1	.343	1 1/4	3 9/16	9.8
50TB60	2012	1/2 - 2	12.30	11.942	60	1	.343	1 1/4	3 9/16	11.0
50TB70	2517	1/2 - 2 1/2	14.29	13.931	70	1	.343	1 3/4	4 1/4	14.5
50TB72	2517	1/2 - 2 1/2	14.69	14.328	72	1	.343	1 3/4	4 1/4	15.5
50TB80	2517	1/2 - 2 1/2	16.28	15.920	80	1	.343	1 3/4	4 1/4	18.8
50TB84	2517	1/2 - 2 1/2	17.08	16.715	84	1	.343	1 3/4	4 1/4	20.7
50TB96	2517	1/2 - 2 1/2	19.47	19.102	96	1	.343	1 3/4	4 1/4	27.7
50TB112	2517	1/2 - 2 1/2	22.65	22.285	112	1	.343	1 3/4	4 1/4	37.5

Hardened Teeth



Type 1



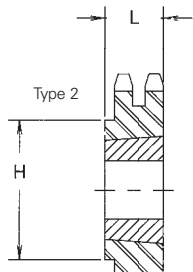
G

STEEL DOUBLE SPROCKETS

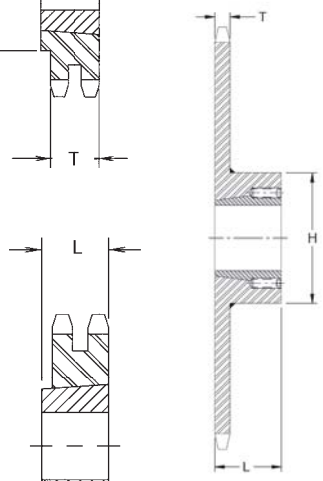
TABLE No. 2

PART No.	BUSHING	BORE RANGE	DIAMETER		No. OF TEETH	TYPE	T NOM.	L	H	Wt. Lbs. LESS BUSH.
			OUTSIDE	PITCH						
D50TBA14	1008	1/2 - 1	3.11	2.809	14	3	.332	7/8	-	0.9
D50TBA15	1210	1/2 - 1 1/4	3.32	3.006	15	3	.332	1	-	0.7
D50TBA16	1210	1/2 - 1 1/4	3.52	3.204	16	3	.332	1	-	1.1
D50TBA17	1610	1/2 - 1 5/8	3.72	3.401	17	3	.332	1	-	0.9
D50TBA18	1610	1/2 - 1 5/8	3.92	3.599	18	3	.332	1	-	1.1
D50TBA19	1610	1/2 - 1 5/8	4.12	3.797	19	3	.332	1	-	1.4
D50TB20	2012	1/2 - 2	4.32	3.995	20	2	.332	1 1/4	3 1/4	0.9
D50TB21	2012	1/2 - 2	4.52	4.193	21	2	.332	1 1/4	3 1/2	1.3
D50TB25	2012	1/2 - 2	5.32	4.987	25	2	.332	1 1/4	4 9/32	3.2
D50TB30	2517	1/2 - 2 1/2	6.32	5.979	30	2	.332	1 3/4	5 9/32	6.2
D50TB36	2517	1/2 - 2 1/2	7.52	7.171	36	4	.332	1 3/4	4 1/4	9.4
D50TB42	2517	1/2 - 2 1/2	8.72	8.363	42	4	.332	1 3/4	4 1/4	13.4
D50TB48	2517	1/2 - 2 1/2	9.91	9.556	48	4	.332	1 3/4	4 1/4	18.6
D50TB52	2517	1/2 - 2 1/2	10.71	10.351	52	4	.332	1 3/4	4 3/8	22.2
D50TB60	2517	1/2 - 2 1/2	12.30	11.942	60	4	.332	1 3/4	4 3/8	30.3
D50TB68	2517	1/2 - 2 1/2	13.89	13.533	68	4	.332	1 3/4	4 3/8	39.4
D50TB76	2517	1/2 - 2 1/2	15.49	15.124	76	4	.332	1 3/4	4 3/8	41.2
D50TB84	2517	1/2 - 2 1/2	17.08	16.715	84	4	.332	1 3/4	4 3/8	45.3
D50TB95	2517	1/2 - 2 1/2	19.27	18.903	95	4	.332	1 3/4	4 3/8	58.8

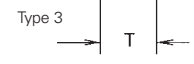
Hardened Teeth



Type 2



Type 4



Type 3