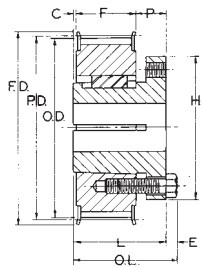

TYPE 6

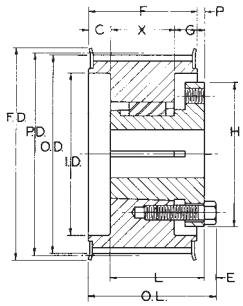

TYPE 11

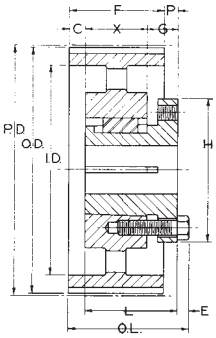

TYPE 14

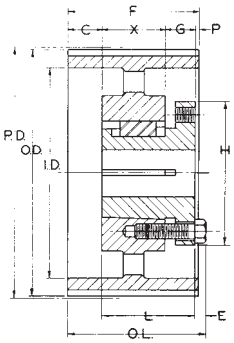

TYPE 15

Table No.1

Specifications—Stock Gearbelt® Pulleys with Browning Split Taper® Bushings

Part Number		Diameters				Number of Grooves	Type	Dimensions									Wt. Lbs. Less Bush.
Pulley	Bushing	Pitch	Outside	Inside	Flange			O.L.	F	L	P	C	H	G	X	E	
For H200 Belts, 1/2" Pitch, 2" Wide																	
22HP200	**P2**	3.501"	3.447"	—	3 13/16"	22	6	3 3/16"	2 9/32"	2 15/16"	5/8"	1/32"	3"	—	—	1/4"	3.9
24HP200	**P2**	3.820	3.766	—	4 1/16	24	6	3 3/16	2 9/32	2 15/16	5/8	1/32	3	—	—	1/4	5.1
26HP200	**P2**	4.138	4.084	—	4 3/8	26	6	3 3/16	2 9/32	2 15/16	5/8	1/32	3	—	—	1/4	6.3
28HP200	**P2**	4.456	4.402	—	4 11/16	28	6	3 3/16	2 9/32	2 15/16	5/8	1/32	3	—	—	1/4	7.7
30HP200	**P2**	4.775	4.721	—	5	30	6	3 3/16	2 9/32	2 15/16	5/8	1/32	3	—	—	1/4	9.2
32HQ200	**Q1**	5.093	5.039	4 1/4	5 5/16	32	11	2 25/32	2 9/32	2 1/2	7/32	0	4 1/8	3/4"	1 3/4"	9/32	6.5
36HQ200	**Q1**	5.730	5.676	4 1/2	6	36	11	2 25/32	2 9/32	2 1/2	7/32	0	4 1/8	3/4	1 3/4	9/32	9.4
40HQ200	**Q1**	6.366	6.312	4 13/16	6 9/16	40	11	2 25/32	2 9/32	2 1/2	7/32	0	4 1/8	3/4	1 3/4	9/32	12.5
44HQ200	**Q1**	7.003	6.949	5 5/8	7 1/4	44	11	2 25/32	2 9/32	2 1/2	7/32	0	4 1/8	3/4	1 3/4	9/32	15.3
48HQ200	**Q1**	7.639	7.585	6 3/8	7 7/8	48	11	2 25/32	2 9/32	2 1/2	7/32	0	4 1/8	3/4	1 3/4	9/32	18.8
60HQ200	**Q1**	9.549	9.495	8 11/16	—	60	14	3 1/16	2 9/32	2 1/2	31/64	17/64	4 1/8	3/4	1 3/4	9/32	16.3
72HQ200	**Q1**	11.459	11.405	10 9/16	—	72	14	3 1/16	2 9/32	2 1/2	31/64	17/64	4 1/8	3/4	1 3/4	9/32	20.3
84HQ200	**Q1**	13.369	13.315	12 1/2	—	84	14	3 1/16	2 9/32	2 1/2	31/64	17/64	4 1/8	3/4	1 3/4	9/32	24.0
96HR200	**R1**	15.279	15.225	14 3/8	—	96	14	3 19/64	2 9/32	2 7/8	47/64	9/64	5 3/8	7/8	2	9/32	32.8
120HR200	**R1**	19.099	19.045	18 3/16	—	120	14	3 19/64	2 9/32	2 7/8	47/64	9/64	5 3/8	7/8	2	9/32	38.3
156HR200	**R1**	24.828	24.774	23 15/16	—	156	14	3 13/32	2 1/2	2 7/8	5/8	1/4	5 3/8	7/8	2	9/32	51.0
For H300 Belts, 1/2" Pitch, 3" Wide																	
32HQ300	**Q1**	5.093"	5.039"	4 1/4"	5 5/16	32	11	3 19/32"	3 5/16"	2 1/2"	0	13/16"	4 1/8"	3/4"	1 3/4"	9/32"	8.4
36HQ300	**Q1**	5.730	5.676	4 1/2	6	36	11	3 19/32	3 5/16	2 1/2	0	13/16	4 1/8	3/4	1 3/4	9/32	11.8
40HQ300	**Q1**	6.366	6.312	4 13/16	6 9/16	40	11	3 19/32	3 5/16	2 1/2	0	13/16	4 1/8	3/4	1 3/4	9/32	15.9
44HQ300	**Q1**	7.003	6.949	5 5/8	7 1/4	44	11	3 19/32	3 5/16	2 1/2	0	13/16	4 1/8	3/4	1 3/4	9/32	18.9
48HQ300	**Q1**	7.639	7.585	6 3/8	7 7/8	48	11	3 19/32	3 5/16	2 1/2	0	13/16	4 1/8	3/4	1 3/4	9/32	21.4
60HQ300	**Q1**	9.549	9.495	8 11/16	—	60	15	3 9/16	3 5/16	2 1/2	1/32	25/32	4 1/8	3/4	1 3/4	9/32	19.3
72HQ300	**Q1**	11.459	11.405	10 9/16	—	72	15	3 9/16	3 5/16	2 1/2	1/32	25/32	4 1/8	3/4	1 3/4	9/32	23.5
84HQ300	**Q1**	13.369	13.315	12 1/2	—	84	15	3 9/16	3 5/16	2 1/2	1/32	25/32	4 1/8	3/4	1 3/4	9/32	29.1
96HR300	**R1**	15.279	15.225	14 3/8	—	96	14	3 13/16	3 5/16	2 7/8	7/32	21/32	5 3/8	7/8	2	9/32	38.0
120HR300	**R1**	19.099	19.045	18 3/16	—	120	14	3 13/16	3 5/16	2 7/8	7/32	21/32	5 3/8	7/8	2	9/32	44.2
156HR300	**R1**	24.828	24.774	23 15/16	—	156	14	3 29/32	3 1/2	2 7/8	1/8	3/4	5 3/8	7/8	2	9/32	59.0

Bore Range

Table No. 2

Bushing	Bore Range
P2	3/4" to 1 3/4"
Q1	3/4 to 2 11/16
R1	1 1/8 to 3 3/4

Standard Keyseats

Table No. 2

Bore Range	Keyseats
3/4" to 7/8"	3/16" x 3/32"
15/16 to 1 1/4	1/4 x 1/8
1 5/16 & 1 3/8	5/16 x 5/32
1 7/16 to 1 3/4	3/8 x 3/16
1 13/16 to 2 1/4	1/2 x 1/4
2 5/16 to 2 3/4	5/8 x 5/16
2 13/16 to 3 1/4	3/4 x 3/8
3 3/8 to 3 3/4	7/8 x 7/16

1 3/8" Bore Bushings also available with 3/8" x 3/16" Keyseat.