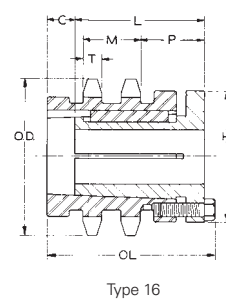
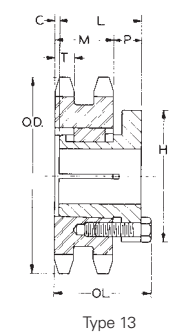
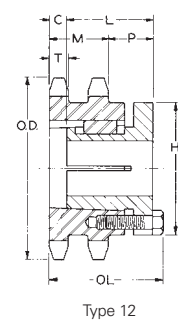
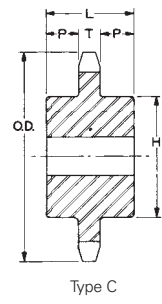
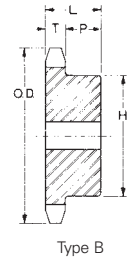


SPROCKETS FOR No.80 .1" PITCH ANSI CHAIN

TABLE No. 1 STEEL SINGLE TYPE "B" MINIMUM BORE SPROCKETS

PART No.	DIAMETERS		No. TEETH	TYPE	BORE		DIMENSIONS				Wt. Lbs.
	OUTSIDE	PITCH			STOCK	MAX.*	T NOM.	L MAX.	P	H	
80B23	7.88	7.344	23	B	1	2 3/4	.575	1 3/4	1 11/64	4 1/4	10.9
80B24	8.20	7.661	24	B	1	2 3/4	.575	1 3/4	1 11/64	4 1/4	11.5
80B25	8.52	7.979	25	B	1	2 3/4	.575	1 3/4	1 11/64	4 1/4	12.1
80B26	8.84	8.296	26	B	1 1/4	3 1/4	.575	2	1 27/64	4 3/4	15.2
80B27	9.16	8.614	27	B	1 1/4	3 1/4	.575	2	1 27/64	4 3/4	15.9
80B28	9.48	8.931	28	B	1 1/4	3 1/4	.575	2	1 27/64	4 3/4	16.6
80B29	9.80	9.249	29	B	1 1/4	3 1/4	.575	2	1 27/64	4 3/4	17.3
80B30	10.11	9.567	30	B	1 1/4	3 1/4	.575	2	1 27/64	4 3/4	18.1
80B31	10.43	9.885	31	B	1 1/4	3 1/4	.575	2	1 27/64	4 3/4	18.9
80B32	10.75	10.202	32	B	1 1/4	3 1/4	.575	2	1 27/64	4 3/4	19.7
80B33	11.07	10.520	33	B	1 1/4	3 1/4	.575	2	1 27/64	4 3/4	20.5
80B34	11.39	10.838	34	B	1 1/4	3 1/4	.575	2	1 27/64	4 3/4	21.4
80B35	11.71	11.156	35	B	1 1/4	3 1/4	.575	2	1 27/64	4 3/4	22.3
80B36	11.98	11.474	36	B	1 1/4	3 1/4	.575	2	1 27/64	4 3/4	23.2
80B37	12.35	11.792	37	B	1 1/4	3 1/4	.575	2	1 27/64	4 3/4	24.2
80B38	12.67	12.110	38	B	1 1/4	3 1/4	.575	2	1 27/64	4 3/4	25.1
80B39	12.99	12.428	39	B	1 1/4	3 1/4	.575	2	1 27/64	4 3/4	26.1
80B40	13.31	12.746	40	B	1 1/4	3 1/4	.575	2	1 27/64	4 3/4	27.2
80B41	13.63	13.064	41	B	1 1/4	3 1/4	.575	2	1 27/64	4 3/4	28.2
80B42	13.94	13.382	42	B	1 1/4	3 1/4	.575	2	1 27/64	4 3/4	29.3
80B44	14.58	14.018	44	B	1 1/4	3 1/4	.575	2	1 27/64	4 3/4	31.5
80B45	14.90	14.336	45	B	1 1/4	3 1/4	.575	2	1 27/64	4 3/4	32.7
80B46	15.22	14.654	46	B	1 1/4	3 1/4	.575	2	1 27/64	4 3/4	35.4
80B47	15.54	14.972	47	B	1 1/4	3 1/4	.575	2	1 27/64	4 3/4	36.6
80B48	15.86	15.290	48	B	1 1/4	3 1/4	.575	2	1 27/64	4 3/4	37.8
80B49	16.18	15.608	49	B	1 1/4	3 1/4	.575	2	1 27/64	4 3/4	39.1
80B50	16.50	15.926	50	B	1 1/4	3 1/4	.575	2	1 27/64	4 3/4	40.3
80B53	17.45	16.880	53	B	1 1/4	3 1/2	.575	2	1 27/64	5 1/4	44.4
80B54	17.77	17.198	54	B	1 1/4	3 1/2	.575	2	1 27/64	5 1/4	45.7
80B55	18.09	17.517	55	B	1 1/4	3 1/2	.575	2	1 27/64	5 1/4	47.2
80B56	18.41	17.835	56	B	1 1/4	3 1/2	.575	2	1 27/64	5 1/4	48.7
80B57	18.73	18.153	57	B	1 1/4	3 1/2	.575	2	1 27/64	5 1/4	50.2
80B60	19.68	19.107	60	B	1 1/4	3 1/2	.575	2	1 27/64	5 1/4	54.6
80B65	21.27	20.698	65	B	1 1/4	3 1/2	.575	2	1 27/64	5 1/4	62.7
80B70	22.83	22.289	70	B	1 1/2	4 1/4	.575	1 15/16	1 27/64	6 1/4	75.6
80C70	22.83	22.289	70	C	1 1/2	4 1/4	.575	3 1/2	1 15/32	6 1/4	81.4
80C72	23.46	22.926	72	C	1 1/2	4 1/4	.575	3 1/2	1 15/32	6 1/4	85.1
80C76	24.74	24.198	76	C	1 1/2	4 1/4	.575	3 1/2	1 15/32	6 1/4	92.1
80C80	26.05	25.471	80	C	1 1/2	4 1/4	.575	3 1/2	1 15/32	6 1/4	100
80C90	29.20	28.654	90	C	1 1/2	4 1/4	.575	3 1/2	1 15/32	6 1/4	122
80C96	31.15	30.563	96	C	1 1/2	4 1/4	.575	3 1/2	1 15/32	6 1/4	137
80C112	36.20	35.655	112	C	1 1/2	4 1/4	.575	3 1/2	1 15/32	6 1/4	180

Hardened Teeth


Maximum bore shown is with standard keyway and setscrew over keyway. Slightly larger bores are possible with no keyway, shallow keyway or setscrew at angle to keyway.
 †Hub is recessed for chain clearance
 These Type "B" and "C" Sprockets are furnished with no keyway and no setscrew. They are made with minimum bore which can be rebored to size, keywayed and setscrewed for a reasonable extra charge.

STEEL DOUBLE SPROCKETS WITH BROWNING SPLIT TAPER® BUSHINGS HARDENED TEETH

TABLE No. 2

PART No.	BUSHING	BORE RANGE	DIAMETERS		No. TEETH	TYPE	DIMENSIONS						Wt. Less BUSHING	
			OUTSIDE	PITCH			T	M	OL	L	P	C		H
D80P13	P1	1/2 - 1 3/4"	4.66"	4.179"	13	13	.557"	1.710"	2 9/16"	1 15/16"	5/8"	13/32"	3"	3.6
D80Q14	Q2	1 - 2 5/8"	4.98	4.494	14	16	.557	1.710	4 45/64	3 1/2	1 51/64	31/32	4 1/8	5.4
D80Q15	Q2	1 - 2 5/8"	5.31	4.810	15	12	.557	1.710	3 53/64	3 1/2	1 7/8	3/32	4 1/8	5.4
D80Q16	Q1	3/4 - 2 11/16"	5.63	5.126	16	13	.557	1.710	2 25/32	2 1/2	27/32	3/64	4 1/8	4.8
D80Q17	Q1	3/4 - 2 11/16"	5.95	5.442	17	13	.557	1.710	2 25/32	2 1/2	27/32	3/64	4 1/8	6.0
D80Q18	Q1	3/4 - 2 11/16"	6.27	5.759	18	13	.557	1.710	2 25/32	2 1/2	27/32	3/64	4 1/8	7.3
D80Q19	Q1	3/4 - 2 11/16"	6.59	6.076	19	13	.557	1.710	2 25/32	2 1/2	27/32	3/64	4 1/8	8.5
D80R20	R1	1 1/8 - 3 3/4"	6.91	6.392	20	12	.557	1.710	3 5/32	2 7/8	1 3/16	-	5 3/8	7.8
D80R21	R1	1 1/8 - 3 3/4"	7.24	6.710	21	12	.557	1.710	3 5/32	2 7/8	1 3/16	-	5 3/8	9.4
D80R22	R1	1 1/8 - 3 3/4"	7.56	7.027	22	12	.557	1.710	3 5/32	2 7/8	1 3/16	-	5 3/8	10.8
D80R23	R1	1 1/8 - 3 3/4"	7.88	7.344	23	12	.557	1.710	3 5/32	2 7/8	1 3/16	-	5 3/8	12.3
D80R24	R1	1 1/8 - 3 3/4"	8.20	7.661	24	12	.557	1.710	3 5/32	2 7/8	1 3/16	-	5 3/8	14.1
D80R25	R1	1 1/8 - 3 3/4"	8.52	7.979	25	12	.557	1.710	3 5/32	2 7/8	1 3/16	-	5 3/8	15.8

LARGER SIZES ON NEXT PAGE