



---

**PREFERRED BY  
PROFESSIONALS**

---

- DEPTH OF INVENTORY
- FULL LINE PRODUCT OFFERING



U.S. ANCHOR® PRODUCTS are manufactured to the highest standards for construction and industrial applications. Our flagship ULTRAWEDGE®+ is manufactured from 1035 cold rolled steel.

Our Ultrawedge®+ wedge anchor has earned the coveted ICC-ES approval (ESR-3981) for cracked and uncracked concrete. This anchor is approved by Miami-Dade County and complies with the International Building and Residential codes, Florida Building Code, California Building and Residential codes, and Los Angeles Building and Residential codes.

The U.S. ANCHOR® LINE includes a full line of light/medium and heavy duty selections. This broad offering is backed up by a strong inventory commitment via 20+ national warehouses and a trained inside and outside salesforce. Additional testing of our products is ongoing with our in-house QC department as well as bi-annual ICC-ES supervised audits at our Ultrawedge®+ factory.

The newly improved Ultrawedge®+ anchor has been designed for heavy duty applications with impressive performance characteristics. The advanced design of the collar allows for anchoring in the most demanding requirements.





# TABLE OF CONTENTS

## 5-7 GENERAL INFORMATION

- 5 ANCHOR PRODUCT TYPES
- 6 DRILL BIT & WRENCH SIZE INFORMATION GUIDE
- 7 INSTALLATION GUIDE & PROCEDURES

## 8-12 WEDGE ANCHORS

- 8 ULTRAWEDGE+ (ICC-ES CRACKED AND UNCRACKED CONCRETE)
- 9 ULTRAWEDGE 304 STAINLESS STEEL
- 10 ULTRAWEDGE 316 STAINLESS STEEL
- 11 ULTRAWEDGE HOT-DIP GALVANIZED
- 12 COMMERCIAL WEDGE ANCHORS

## 13-16 CONCRETE SCREW ANCHORS

- 13 TAPKING HD (ICC-ES CRACKED AND UNCRACKED CONCRETE)
- 14 TAPKING HD SS (ICC-ES CRACKED AND UNCRACKED CONCRETE)
- 14 TAPKING SD FLAT HEAD PHILLIPS
- 15 TAPKING SD HEX WASHER HEAD
- 15 TAPKING SD FLAT TRIM HEAD PHILLIPS
- 16 FLAT HEAD PHILLIPS
- 16 HEX WASHER HEAD

## 17-19 SLEEVE ANCHORS

- 17 HEX HEAD SLEEVE ANCHORS
- 17 FLAT HEAD SLEEVE ANCHORS
- 18 ROUND HEAD SLEEVE ANCHORS
- 18 ACORN HEAD SLEEVE ANCHORS
- 18 ROD HANGER SLEEVE ANCHORS
- 19 HEX HEAD SLEEVE ANCHORS 304 STAINLESS STEEL

## 19-20 DROP-IN ANCHORS

- 19 DROP IN ANCHORS, ZINC PLATED
- 19 DROP-IN ANCHORS 304 STAINLESS STEEL
- 20 DROP-IN ANCHORS SETTING TOOLS

## 20-22 HAMMER DRIVE ANCHORS

- 20 MUSHROOM HEAD, ZINC PLATED STEEL NAIL
- 20 MUSHROOM HEAD, ZINC STAINLESS STEEL NAIL
- 21 NYLON MUSHROOM HEAD
- 21 NYLON ROUND HEAD
- 21 NYLON FLAT HEAD
- 21 PIN DRIVE EXPANSION ANCHORS
- 22 SPLIT-FAST ANCHORS

## 22-23 HOLLOW WALL ANCHORS

- 22 PAN HEAD DRIVE TYPE HOLLOW WALL ANCHORS
- 23 PAN HEAD HOLLOW WALL ANCHORS
- 23 HEX SLOTTED DRIVE-TYPE HOLLOW WALL ANCHORS

## 23-25 EXPANSION ANCHORS

- 23 EXPANSION SHIELD ANCHORS, ZINC ALLOY
- 24 LAG SCREW EXPANSION SHIELD ANCHORS, ZINC ALLOY
- 24 MACHINE SCREW ANCHORS, ZINC ALLOY
- 25 WOOD SCREW ANCHORS, ZINC ALLOY

## 25-26 EZ ANCHORS/CONICAL PLASTIC ANCHORS

- 25 PLASTIC CONICAL ANCHOR KITS W/SCREWS
- 26 PLASTIC CONICAL ANCHORS
- 26 EZ ANCHORS, ZINC ALLOY AND NYLON

## 27-28 MUNGO HIGH QUALITY NYLON PLUGS/ANCHORS

- 27 MUNGO MN NYLON PLUG ANCHORS
- 27 MUNGO MU NYLON PLUG ANCHORS
- 27 MUNGO MQ NYLON PLUG ANCHORS
- 27 MUNGO ML NYLON PLUG ANCHORS
- 27 MUNGO MUS NYLON PLUG ANCHORS W/SCREW
- 27 MUNGO MQL FRAMING ANCHORS
- 27 MUNGO MB-S FRAMING ANCHORS
- 28 MUNGO HAMMER SCREW ANCHORS (REMOVABLE)

## 29-30 TOGGLE BOLTS/TOGGLE WINGS

- 29 COMBO PHILLIPS ROUND HEAD TOGGLE BOLTS
- 30 ACCOUSTICAL TOGGLE BOLTS
- 30 TOGGLE WINGS

## 31-35 CONCRETE/MASONRY DRILL BITS

- 31 SDS-PLUS CARBIDE BITS
- 33 ROUND STRAIGHT SHANK CARBIDE BITS
- 34 SDS-MAX CARBIDE BITS
- 35 SDS-PLUS CARBIDE BITS WITH STOP FOR DROP-IN ANCHORS
- 35 SDS-HEX CONCRETE SCREW BITS

## 36 HAND AND KNEE PROTECTION

- 36 GENERAL UTILITY WORK GLOVES
- 36 FRAMER WORK GLOVES
- 36 WRENCHWORX WORK GLOVES
- 36 COMMAND CUT LEVEL A2 POLYURETHANE IMPACT GLOVES
- 36 COMMAND CUT LEVEL A3 FOAM NITRILE GLOVES
- 36 FOAM STANDING/KNEE PAD

## 37 HEAD PROTECTION

- 37 YUKON CS400
- 37 YUKON ES400
- 37 YUKON ES600
- 37 YUKON EF400
- 37 RAINIER BC40
- 37 RAINIER BCX

# ANCHOR PRODUCT TYPES

PAGE 8



**ULTRAWEDGE<sup>®</sup>+  
WEDGE  
ANCHORS**

PAGE 9-11



**ULTRAWEDGE<sup>®</sup>  
WEDGE  
ANCHORS**

PAGE 12



**COMMERCIAL  
WEDGE  
ANCHORS**

PAGE 13



**TAPKING<sup>®</sup> HD  
CONCRETE  
SCREWS**

PAGE 14



**TAPKING<sup>®</sup> HD  
SS CONCRETE  
SCREWS**

PAGE 14



**TAPKING<sup>®</sup> SD  
CONCRETE  
SCREWS  
FLAT HEAD  
PHILLIPS**

PAGE 15



**TAPKING<sup>®</sup> SD  
CONCRETE  
SCREWS  
HEX WASHER  
HEAD**

PAGE 15



**TAPKING<sup>®</sup> SD  
CONCRETE  
SCREWS  
TRIM HEAD  
PHILLIPS**

PAGE 16



**COMMERCIAL  
CONCRETE  
SCREWS**

PAGE 17



**SLEEVE  
ANCHORS  
HEX HEAD**

PAGE 17



**SLEEVE  
ANCHORS  
FLAT HEAD  
PHILLIPS**

PAGE 18



**SLEEVE  
ANCHORS  
ROUND HEAD  
PHILLIPS**

PAGE 18



**SLEEVE  
ANCHORS  
ACORN HEAD  
PHILLIPS**

PAGE 18



**SLEEVE TYPE  
ROD HANGER  
ANCHORS**

PAGE 19



**SLEEVE ANCHORS  
HEX HEAD  
304-STAINLESS**

PAGE 19



**DROP-IN ANCHORS  
AND SHORTY  
ANCHOR**

PAGE 19



**DROP-IN ANCHORS  
304-STAINLESS**

PAGE 20



**DROP-IN ANCHOR  
SETTING TOOL**

PAGE 20



**HAMMER DRIVE  
ANCHORS  
MUSHROOM HEAD**

PAGE 20



**HAMMER DRIVE  
ANCHORS  
MUSHROOM HEAD  
304-S/S NAIL**

PAGE 21



**NYLON NAIL-IN  
ANCHORS W/ZINC  
PLATED NAIL**

PAGE 21



**PIN DRIVE  
EXPANSION  
ANCHORS, Z/Y CR-6**

PAGE 22



**SPLIT-FAST  
ANCHORS**

PAGE 22



**HOLLOW WALL  
ANCHORS DRIVE  
TYPE**

PAGE 23



**HOLLOW WALL  
ANCHORS**

PAGE 23



**EXPANSION SHIELD  
ANCHORS SINGLE &  
DOUBLE**

PAGE 24



**LAG SCREW  
EXPANSION SHIELD  
ANCHORS**

PAGE 24



**MACHINE SCREW  
ANCHORS WITH  
TOOL**

PAGE 25



**WOOD SCREW  
ANCHORS**

PAGE 25



**PLASTIC & METAL  
ANCHOR KITS**

PAGE 26



**CONICAL PLASTIC  
ANCHORS**

PAGE 26



**EZ ANCHORS  
METAL & PLASTIC**

PAGE 27



**MUNGO<sup>®</sup> NYLON  
PLUG ANCHORS**

PAGE 27



**MUNGO<sup>®</sup>  
FRAMING  
ANCHORS**

PAGE 28



**MUNGO<sup>®</sup>  
HAMMER  
SCREW  
ANCHORS**

PAGE 29



**TOGGLE BOLTS  
W/WING**

PAGE 30



**TOGGLE BOLTS  
ACOUSTICAL W/  
WING**

PAGE 30



**TOGGLE WINGS**

PAGE 31-35



**SDS PLUS  
CARBIDE DRILL  
BITS**

# DRILL BIT & WRENCH SIZE INFORMATION GUIDE

## WEDGE ANCHOR

Diameter	Drill Bit Size	Wrench Size
1/4"	1/4"	7/16"
3/8"	3/8"	9/16"
1/2"	1/2"	3/4"
5/8"	5/8"	15/16"
3/4"	3/4"	1-1/8"
7/8"	7/8"	1-5/16"
1"	1"	1-1/2"

## TAPKING® HD

Diameter	Drill Bit Size	Wrench Size
1/4"	1/4"	7/16"
3/8"	3/8"	9/16"
1/2"	1/2"	3/4"
5/8"	5/8"	15/16"
3/4"	3/4"	1-1/8"

## TAPKING® SD / COMMERCIAL CONCRETE SCREWS

Diameter	Drill Bit Size	Wrench Size
3/16" HWH	5/32"	1/4"
1/4" HWH	3/16"	5/16"
3/16" FL HD	5/32"	#2
1/4" FL HD	3/16"	#3

## SLEEVE ANCHOR

Diameter	Drill Bit Size	Wrench Size
1/4"	1/4"	7/16"
5/16"	5/16"	1/2"
3/8"	3/8"	9/16"
1/2"	1/2"	3/4"
5/8"	5/8"	15/16"

## EZ ANCHOR

No pre-drilling required, for drywall applications only

## MUNGO® ANCHOR

Diameter	Drill Bit Size
4 mm	4 mm
5 mm	5 mm
6 mm	6 mm
7 mm	7 mm
8 mm	8 mm
10 mm	10 mm
12 mm	12 mm
14 mm	14 mm
16 mm	16 mm
20 mm	20 mm

## DROP-IN ANCHOR

Diameter	Drill Bit Size
1/4"	3/8"
3/8"	1/2"
1/2"	5/8"
5/8"	7/8"
3/4"	1"

## HAMMER DRIVE ANCHOR

Diameter	Drill Bit Size
3/16"	3/16"
1/4"	1/4"

## PIN DRIVE EXPANSION ANCHOR

Diameter	Drill Bit Size
5/16"	5/16"
3/8"	3/8"
1/2"	1/2"

## SPLIT-FAST ANCHOR

Diameter	Drill Bit Size
1/4"	1/4"

## HOLLOW WALL ANCHOR

Diameter	Drill Bit Size
1/8"	5/16"
3/16"	3/8"
1/4"	1/2"

No pre-drilling for drive type when used in drywall applications.

## WOOD SCREW ANCHOR

Diameter	Drill Bit Size
#6-8	1/4"
#10-14	5/16"
#16-18	3/8"

## SINGLE EXPANSION SHIELD ANCHOR

Diameter	Drill Bit Size
1/4"	1/2"
5/16"	5/8"
3/8"	5/8"
1/2"	7/8"
5/8"	1"

## DOUBLE EXPANSION SHIELD ANCHOR

Diameter	Drill Bit Size
1/4"	1/2"
5/16"	5/8"
3/8"	3/4"
1/2"	7/8"
5/8"	1"
3/4"	1-1/4"

## LAG SCREW EXPANSION SHIELD ANCHOR

Diameter	Drill Bit Size
1/4"	1/2"
5/16"	1/2"
3/8"	5/8"
1/2"	3/4"
5/8"	7/8"
3/4"	1"

## MACHINE SCREW ANCHOR

Diameter	Drill Bit Size
6-32 & 8-32	5/16"
10-24 & 10-32	3/8"
1/4"	1/2"
5/16"	5/8"
3/8"	3/4"
1/2"	7/8"
5/8"	1"
3/4"	1-1/4"

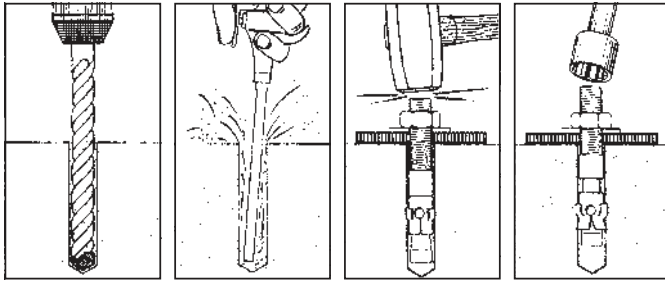
## CONICAL PLASTIC ANCHOR

Diameter	Drill Bit Size
6-8 & 8-10	3/16"
10-12	1/4"
14-16	5/16"

## TOGGLE BOLT W/ WING

Diameter	Drill Bit Size
1/8"	3/8"
3/16"	1/2"
1/4"	5/8"
5/16"	7/8"
3/8"	1"

# INSTALLATION GUIDE & PROCEDURES

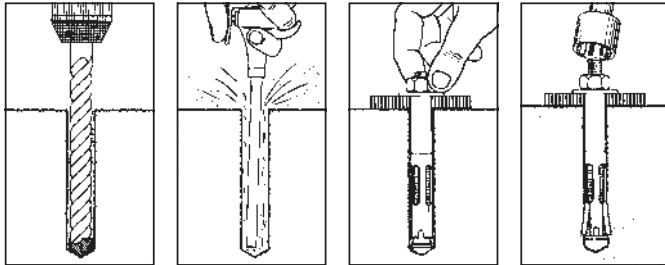


## WEDGE ANCHOR

1. Drill using ANSI B212.15 bit.
2. Remove debris.
3. Install anchor.
4. Tighten nut.

Ultrawedge+	
Diameter	Torque
3/8"	29 Ft-Lbs
1/2"	40 Ft-Lbs
5/8"	80 Ft-Lbs
3/4"	110 Ft-Lbs

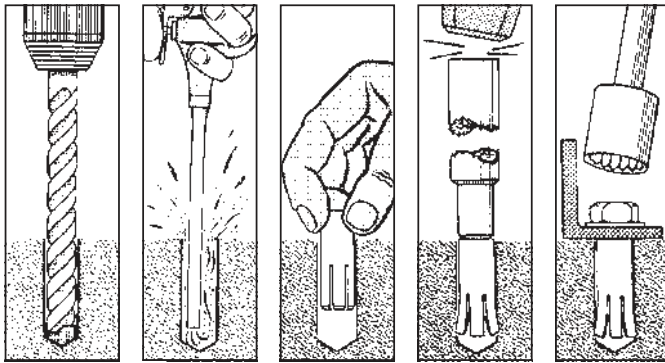
Commercial & Ultrawedge	
Diameter	Torque
3/8"	25 Ft-Lbs
1/2"	40 Ft-Lbs
5/8"	80 Ft-Lbs
3/4"	110 Ft-Lbs



## SLEEVE ANCHOR

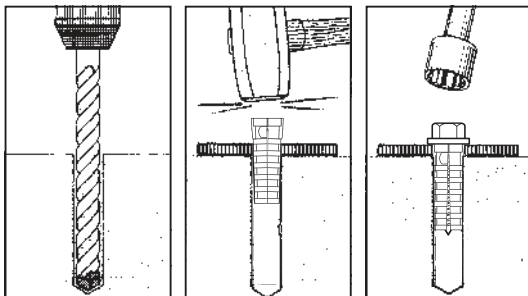
1. Drill using ANSI B212.15 bit.
2. Remove debris.
3. Min embed.
4. Drive.
5. Torque.

Diameter	Torque
1/4"	5 Ft-Lbs
5/16"	10 Ft-Lbs
3/8"	15 Ft-Lbs
1/2"	30 Ft-Lbs
5/8"	60 Ft-Lbs
3/4"	90 Ft-Lbs



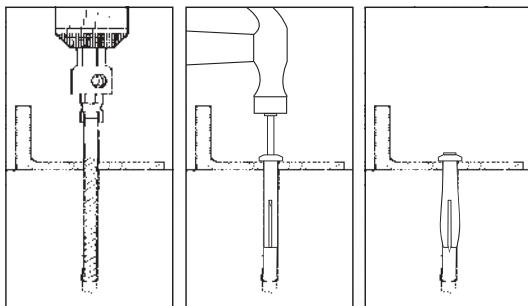
## DROP-IN ANCHOR

1. Use of ANSI B212.15 bit is suggested
2. Insert anchor.
3. Set anchor with setting tool.
4. Drop-in anchor is set and ready to accept any length bolt or threaded rod.



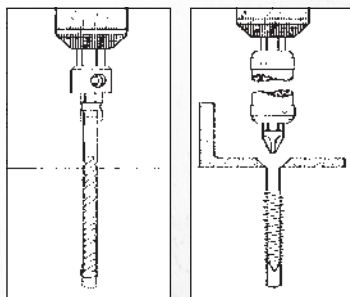
## EXPANSION, LAG SHIELD, MACHINE & WOOD SCREW ANCHOR

1. Drill using ANSI B212.15 bit.
2. Insert anchor.
3. Insert screw and tighten.



## HAMMER DRIVE ANCHOR

1. Drill using ANSI B212.15 bit.
2. Insert and drive the nail into the body.
3. Expanded.



## CONCRETE SCREW

1. Drill using ANSI B212.15 bit.
2. Remove debris.
3. Min embed.
4. Drive.
5. Tighten.



ICC APPROVED FOR CRACKED & UNCRACKED CONCRETE



The Ultimate Performance Wedge Anchor for Cracked & Uncracked Concrete

**CONCRETE - Ultrawedge®+ ICC Approved Wedge Anchors for Cracked and Uncracked Concrete**

**ULTRAWEDGE®+**



**TRADEMARKED**

Indicates proprietary product insuring consistent quality

**360° DEGREE COLLAR**

**1035 COLD ROLLED STEEL**

**LONGER THREAD LENGTH**

Provides greater versatility in anchor embedment depth with one anchor

**SUPERIOR PERFORMANCE**

Cracked & Uncracked approved

**HEAD STAMPED**

Helps determine length of anchor after installation

**BULL NOSE HEAD DESIGN**

Helps to protect against thread damage during installation

- ICC-ES 3981 Approved for cracked & uncracked concrete
- Approved for use in static, wind and seismic
- Code Compliance: IBC 2018, 2015, 2013, 2009. IRC 2018, 2015, 2013, 2009. LABC 2020. LARC 2020. CBC 2019. CRC 2019. FBC 2020
- Miami-Dade County approved NOA for compliance to FBC 2023


Part No.	Item Description	Size	Box Qty.
157060	ULTRAWEDGE+ Concrete Wedge Anchors, Zinc Plated CR+3	3/8"-16x2 1/4"	100
157070	ULTRAWEDGE+ Concrete Wedge Anchors, Zinc Plated CR+3	3/8"-16x2 3/4"	100
157080	ULTRAWEDGE+ Concrete Wedge Anchors, Zinc Plated CR+3	3/8"-16x3"	100
157090	ULTRAWEDGE+ Concrete Wedge Anchors, Zinc Plated CR+3	3/8"-16x3 3/4"	100
157100	ULTRAWEDGE+ Concrete Wedge Anchors, Zinc Plated CR+3	3/8"-16x5"	50
157110	ULTRAWEDGE+ Concrete Wedge Anchors, Zinc Plated CR+3	3/8"-16x6 1/2"	50
157180	ULTRAWEDGE+ Concrete Wedge Anchors, Zinc Plated CR+3	1/2"-13x2 3/4"	50
157190	ULTRAWEDGE+ Concrete Wedge Anchors, Zinc Plated CR+3	1/2"-13x3 3/4"	50
157200	ULTRAWEDGE+ Concrete Wedge Anchors, Zinc Plated CR+3	1/2"-13x4 1/4"	25
157210	ULTRAWEDGE+ Concrete Wedge Anchors, Zinc Plated CR+3	1/2"-13x4 1/2"	25
157220	ULTRAWEDGE+ Concrete Wedge Anchors, Zinc Plated CR+3	1/2"-13x5 1/2"	25
157230	ULTRAWEDGE+ Concrete Wedge Anchors, Zinc Plated CR+3	1/2"-13x7"	25
157240	ULTRAWEDGE+ Concrete Wedge Anchors, Zinc Plated CR+3	1/2"-13x8 1/2"	25
157250	ULTRAWEDGE+ Concrete Wedge Anchors, Zinc Plated CR+3	1/2"-13x10"	25
157260	ULTRAWEDGE+ Concrete Wedge Anchors, Zinc Plated CR+3	1/2"-13x12"	20
157300	ULTRAWEDGE+ Concrete Wedge Anchors, Zinc Plated CR+3	5/8"-11x3 1/2"	25
157310	ULTRAWEDGE+ Concrete Wedge Anchors, Zinc Plated CR+3	5/8"-11x4 1/2"	25
157320	ULTRAWEDGE+ Concrete Wedge Anchors, Zinc Plated CR+3	5/8"-11x5"	25
157330	ULTRAWEDGE+ Concrete Wedge Anchors, Zinc Plated CR+3	5/8"-11x6"	25
157340	ULTRAWEDGE+ Concrete Wedge Anchors, Zinc Plated CR+3	5/8"-11x7"	25
157350	ULTRAWEDGE+ Concrete Wedge Anchors, Zinc Plated CR+3	5/8"-11x8 1/2"	20
157360	ULTRAWEDGE+ Concrete Wedge Anchors, Zinc Plated CR+3	5/8"-11x10"	10
157370	ULTRAWEDGE+ Concrete Wedge Anchors, Zinc Plated CR+3	5/8"-11x12"	10
157380	ULTRAWEDGE+ Concrete Wedge Anchors, Zinc Plated CR+3	3/4"-10x4 1/4"	20
157390	ULTRAWEDGE+ Concrete Wedge Anchors, Zinc Plated CR+3	3/4"-10x4 3/4"	20
157400	ULTRAWEDGE+ Concrete Wedge Anchors, Zinc Plated CR+3	3/4"-10x5 1/2"	20
157410	ULTRAWEDGE+ Concrete Wedge Anchors, Zinc Plated CR+3	3/4"-10x6 1/4"	10
157420	ULTRAWEDGE+ Concrete Wedge Anchors, Zinc Plated CR+3	3/4"-10x7"	10
157430	ULTRAWEDGE+ Concrete Wedge Anchors, Zinc Plated CR+3	3/4"-10x8 1/2"	10
157440	ULTRAWEDGE+ Concrete Wedge Anchors, Zinc Plated CR+3	3/4"-10x10"	10
157450	ULTRAWEDGE+ Concrete Wedge Anchors, Zinc Plated CR+3	3/4"-10x12"	10



**Where Quality and Performance Come First!**

**CONCRETE - Ultrawedge® 304 -Stainless Steel Wedge Anchors for Non-ICC Applications**

**ULTRAWEDGE® 304 STAINLESS**



**360° DEGREE COLLAR**

**LONGER THREAD LENGTH**  
Provides greater versatility in anchor embedment depth with one anchor

**GOOD PERFORMANCE**  
For non-cracked concrete applications

**HEAD STAMPED**  
Helps determine length of anchor after installation

**BULL NOSE HEAD DESIGN**  
Helps to protect against thread damage during installation

Part No.	Item Description	Size	Box Qty.
616010	ULTRAWEDGE Concrete Wedge Anchors, 304 Stainless	1/4"-20 x 1 3/4"	100
616020	ULTRAWEDGE Concrete Wedge Anchors, 304 Stainless	1/4"-20 x 2 1/4"	100
616030	ULTRAWEDGE Concrete Wedge Anchors, 304 Stainless	1/4"-20 x 3 1/4"	100
616040	ULTRAWEDGE Concrete Wedge Anchors, 304 Stainless	3/8"-16 x 2 1/4"	100
616050	ULTRAWEDGE Concrete Wedge Anchors, 304 Stainless	3/8"-16 x 2 3/4"	100
616060	ULTRAWEDGE Concrete Wedge Anchors, 304 Stainless	3/8"-16 x 3"	100
616070	ULTRAWEDGE Concrete Wedge Anchors, 304 Stainless	3/8"-16 x 3 3/4"	100
616080	ULTRAWEDGE Concrete Wedge Anchors, 304 Stainless	3/8"-16 x 5"	50
616090	ULTRAWEDGE Concrete Wedge Anchors, 304 Stainless	3/8"-16 x 6 1/2"	50
616100	ULTRAWEDGE Concrete Wedge Anchors, 304 Stainless	1/2"-13 x 2 3/4"	50
616110	ULTRAWEDGE Concrete Wedge Anchors, 304 Stainless	1/2"-13 x 3 3/4"	50
616120	ULTRAWEDGE Concrete Wedge Anchors, 304 Stainless	1/2"-13 x 4 1/4"	25
616130	ULTRAWEDGE Concrete Wedge Anchors, 304 Stainless	1/2"-13 x 5 1/2"	25
616140	ULTRAWEDGE Concrete Wedge Anchors, 304 Stainless	1/2"-13 x 7"	25
616150	ULTRAWEDGE Concrete Wedge Anchors, 304 Stainless	1/2"-13 x 8 1/2"	25
616160	ULTRAWEDGE Concrete Wedge Anchors, 304 Stainless	1/2"-13 x 10"	25
616170	ULTRAWEDGE Concrete Wedge Anchors, 304 Stainless	1/2"-13 x 12"	25
616180	ULTRAWEDGE Concrete Wedge Anchors, 304 Stainless	5/8"-11 x 3 1/2"	25
616190	ULTRAWEDGE Concrete Wedge Anchors, 304 Stainless	5/8"-11 x 4 1/2"	25
616200	ULTRAWEDGE Concrete Wedge Anchors, 304 Stainless	5/8"-11 x 5"	25
616210	ULTRAWEDGE Concrete Wedge Anchors, 304 Stainless	5/8"-11 x 6"	25
616220	ULTRAWEDGE Concrete Wedge Anchors, 304 Stainless	5/8"-11 x 7"	25
616230	ULTRAWEDGE Concrete Wedge Anchors, 304 Stainless	5/8"-11 x 8 1/2"	25
616240	ULTRAWEDGE Concrete Wedge Anchors, 304 Stainless	5/8"-11 x 10"	10
616250	ULTRAWEDGE Concrete Wedge Anchors, 304 Stainless	5/8"-11 x 12"	10
616260	ULTRAWEDGE Concrete Wedge Anchors, 304 Stainless	3/4"-10 x 4 1/4"	20
616270	ULTRAWEDGE Concrete Wedge Anchors, 304 Stainless	3/4"-10 x 4 3/4"	20
616280	ULTRAWEDGE Concrete Wedge Anchors, 304 Stainless	3/4"-10 x 5 1/2"	20
616290	ULTRAWEDGE Concrete Wedge Anchors, 304 Stainless	3/4"-10 x 7"	10
616300	ULTRAWEDGE Concrete Wedge Anchors, 304 Stainless	3/4"-10 x 8 1/2"	10
616310	ULTRAWEDGE Concrete Wedge Anchors, 304 Stainless	3/4"-10 x 10"	10
616320	ULTRAWEDGE Concrete Wedge Anchors, 304 Stainless	3/4"-10 x 12"	10
616330	ULTRAWEDGE Concrete Wedge Anchors, 304 Stainless	3/4"-10 x 6 1/4"	10
616340	ULTRAWEDGE Concrete Wedge Anchors, 304 Stainless	7/8"-9 x 6"	5
616350	ULTRAWEDGE Concrete Wedge Anchors, 304 Stainless	7/8"-9 x 8"	5
616360	ULTRAWEDGE Concrete Wedge Anchors, 304 Stainless	1"-8 x 6"	5
616370	ULTRAWEDGE Concrete Wedge Anchors, 304 Stainless	1"-8 x 9"	5
616380	ULTRAWEDGE Concrete Wedge Anchors, 304 Stainless	1"-8 x 12"	5



**Where Quality and  
Performance Come First!  
ASTM E488 Tested**

**CONCRETE - For Anchoring Products Requiring Superior Corrosion Resistance - Stainless 316**

**ULTRAWEDGE® 316 STAINLESS**



**360° DEGREE COLLAR**

**LONGER THREAD LENGTH**  
Provides greater versatility in anchor embedment depth with one anchor

**GOOD PERFORMANCE**  
For non-cracked concrete applications

**HEAD STAMPED**  
Helps determine length of anchor after installation

**BULL NOSE HEAD DESIGN**  
Helps to protect against thread damage during installation

Part No.	Item Description	Size	Box Qty.
617010	ULTRAWEDGE Concrete Wedge Anchors, 316 Stainless	1/4"-20 x 1 3/4"	100
617020	ULTRAWEDGE Concrete Wedge Anchors, 316 Stainless	1/4"-20 x 2 1/4"	100
617030	ULTRAWEDGE Concrete Wedge Anchors, 316 Stainless	1/4"-20 x 3 1/4"	100
617040	ULTRAWEDGE Concrete Wedge Anchors, 316 Stainless	3/8"-16 x 2 3/4"	100
617050	ULTRAWEDGE Concrete Wedge Anchors, 316 Stainless	3/8"-16 x 3"	100
617060	ULTRAWEDGE Concrete Wedge Anchors, 316 Stainless	3/8"-16 x 3 3/4"	100
617070	ULTRAWEDGE Concrete Wedge Anchors, 316 Stainless	3/8"-16 x 5"	50
617080	ULTRAWEDGE Concrete Wedge Anchors, 316 Stainless	1/2"-13 x 2 3/4"	50
617090	ULTRAWEDGE Concrete Wedge Anchors, 316 Stainless	1/2"-13 x 3 3/4"	50
617100	ULTRAWEDGE Concrete Wedge Anchors, 316 Stainless	1/2"-13 x 4 1/4"	25
617110	ULTRAWEDGE Concrete Wedge Anchors, 316 Stainless	1/2"-13 x 5 1/2"	25
617120	ULTRAWEDGE Concrete Wedge Anchors, 316 Stainless	1/2"-13 x 7"	25
617130	ULTRAWEDGE Concrete Wedge Anchors, 316 Stainless	5/8"-11 x 3 1/2"	25
617140	ULTRAWEDGE Concrete Wedge Anchors, 316 Stainless	5/8"-11 x 4 1/2"	25
617150	ULTRAWEDGE Concrete Wedge Anchors, 316 Stainless	5/8"-11 x 5"	25
617160	ULTRAWEDGE Concrete Wedge Anchors, 316 Stainless	5/8"-11 x 6"	25
617170	ULTRAWEDGE Concrete Wedge Anchors, 316 Stainless	5/8"-11 x 7"	25
617180	ULTRAWEDGE Concrete Wedge Anchors, 316 Stainless	5/8"-11 x 8 1/2"	25
617190	ULTRAWEDGE Concrete Wedge Anchors, 316 Stainless	3/4"-10 x 4 1/4"	20
617200	ULTRAWEDGE Concrete Wedge Anchors, 316 Stainless	3/4"-10 x 4 3/4"	20
617210	ULTRAWEDGE Concrete Wedge Anchors, 316 Stainless	3/4"-10 x 5 1/2"	20
617220	ULTRAWEDGE Concrete Wedge Anchors, 316 Stainless	3/4"-10 x 6 1/4"	10
617230	ULTRAWEDGE Concrete Wedge Anchors, 316 Stainless	3/4"-10 x 7"	10
617240	ULTRAWEDGE Concrete Wedge Anchors, 316 Stainless	3/4"-10 x 8 1/2"	10



**Where Quality and  
Performance Come First!  
ASTM E488 Tested**

**CONCRETE - For Anchoring Products Requiring High Quality Corrosion Resistance - Hot Dip Galvanized**

**ULTRAWEDGE® HDG ANCHORS**



**360° DEGREE COLLAR**

**LONGER THREAD LENGTH**  
Provides greater versatility in anchor embedment depth with one anchor

**GOOD PERFORMANCE**  
For non-cracked concrete applications

**HEAD STAMPED**  
Helps determine length of anchor after installation

**BULL NOSE HEAD DESIGN**  
Helps to protect against thread damage during installation

Part No.	Item Description	Size	Box Qty.
158010	ULTRAWEDGE Concrete Wedge Anchors, HDG	3/8"-16 x 3 1/2"	100
158100	ULTRAWEDGE Concrete Wedge Anchors, HDG	1/2"-13 x 2 3/4"	50
158110	ULTRAWEDGE Concrete Wedge Anchors, HDG	1/2"-13 x 3 3/4"	50
158120	ULTRAWEDGE Concrete Wedge Anchors, HDG	1/2"-13 x 4 1/4"	25
158130	ULTRAWEDGE Concrete Wedge Anchors, HDG	1/2"-13 x 5 1/2"	25
158140	ULTRAWEDGE Concrete Wedge Anchors, HDG	1/2"-13 x 7"	25
158150	ULTRAWEDGE Concrete Wedge Anchors, HDG	1/2"-13 x 8 1/2"	25
158160	ULTRAWEDGE Concrete Wedge Anchors, HDG	1/2"-13 x 10"	25
158200	ULTRAWEDGE Concrete Wedge Anchors, HDG	5/8"-11 x 3 1/2"	25
158210	ULTRAWEDGE Concrete Wedge Anchors, HDG	5/8"-11 x 5"	25
158220	ULTRAWEDGE Concrete Wedge Anchors, HDG	5/8"-11 x 6"	25
158230	ULTRAWEDGE Concrete Wedge Anchors, HDG	5/8"-11 x 7"	25
158240	ULTRAWEDGE Concrete Wedge Anchors, HDG	5/8"-11 x 8 1/2"	25
158250	ULTRAWEDGE Concrete Wedge Anchors, HDG	5/8"-11 x 10"	10
158300	ULTRAWEDGE Concrete Wedge Anchors, HDG	3/4"-10 x 4 3/4"	20
158310	ULTRAWEDGE Concrete Wedge Anchors, HDG	3/4"-10 x 5 1/2"	20
158320	ULTRAWEDGE Concrete Wedge Anchors, HDG	3/4"-10 x 6 1/4"	10
158330	ULTRAWEDGE Concrete Wedge Anchors, HDG	3/4"-10 x 8 1/2"	10
158340	ULTRAWEDGE Concrete Wedge Anchors, HDG	3/4"-10 x 10"	10
158400	ULTRAWEDGE Concrete Wedge Anchors, HDG	7/8"-9 x 6"	5
158410	ULTRAWEDGE Concrete Wedge Anchors, HDG	7/8"-9 x 8"	5
158500	ULTRAWEDGE Concrete Wedge Anchors, HDG	1"-8 x 6"	5
158510	ULTRAWEDGE Concrete Wedge Anchors, HDG	1"-8 x 9"	5



**Where Quality and  
Performance Come First!  
ASTM E488 Tested**

**CONCRETE - For Anchoring Products Requiring Good Corrosion Resistance - Zinc Plated**

**COMMERCIAL WEDGE ANCHORS**



**360° DEGREE COLLED**

**1035 COLD ROLLED STEEL**

**LONGER THREAD LENGTH**  
Provides greater versatility in anchor embedment depth with one anchor

**GOOD PERFORMANCE**  
For non-cracked concrete applications

**HEAD STAMPED**  
Helps determine length of anchor after installation

**BULL NOSE HEAD DESIGN**  
Helps to protect against thread damage during installation

Part No.	Item Description	Size	Box Qty.
279010	Commercial Wedge Anchors Zinc CR+3	1/4"-20x1 3/4"	100
279020	Commercial Wedge Anchors Zinc CR+3	1/4"-20x2 1/4"	100
279022	Commercial Wedge Anchors Zinc CR+3 (Acoustical)	1/4"-20x2 1/4"	100
279030	Commercial Wedge Anchors Zinc CR+3	1/4"-20x3 1/4"	100
279040	Commercial Wedge Anchors Zinc CR+3	3/8"-16x2 1/4"	100
279050	Commercial Wedge Anchors Zinc CR+3	3/8"-16x2 3/4"	100
279060	Commercial Wedge Anchors Zinc CR+3	3/8"-16x3"	100
279070	Commercial Wedge Anchors Zinc CR+3	3/8"-16x3 1/2"	100
279080	Commercial Wedge Anchors Zinc CR+3	3/8"-16x3 3/4"	100
279090	Commercial Wedge Anchors Zinc CR+3	3/8"-16x5"	50
279440	Commercial Wedge Anchors Zinc CR+3	3/8"-16x6 1/2"	50
279100	Commercial Wedge Anchors Zinc CR+3	1/2"-13x2 3/4"	50
279110	Commercial Wedge Anchors Zinc CR+3	1/2"-13x3 3/4"	50
279120	Commercial Wedge Anchors Zinc CR+3	1/2"-13x4 1/4"	25
279130	Commercial Wedge Anchors Zinc CR+3	1/2"-13x4 1/2"	25
279140	Commercial Wedge Anchors Zinc CR+3	1/2"-13x5 1/2"	25
279150	Commercial Wedge Anchors Zinc CR+3	1/2"-13x7"	25
279160	Commercial Wedge Anchors Zinc CR+3	1/2"-13x8 1/2"	25
279170	Commercial Wedge Anchors Zinc CR+3	1/2"-13x10"	25
279180	Commercial Wedge Anchors Zinc CR+3	1/2"-13x12"	25
279190	Commercial Wedge Anchors Zinc CR+3	5/8"-11x3 1/2"	25
279200	Commercial Wedge Anchors Zinc CR+3	5/8"-11x4 1/2"	25
279210	Commercial Wedge Anchors Zinc CR+3	5/8"-11x5"	25
279220	Commercial Wedge Anchors Zinc CR+3	5/8"-11x6"	25
279230	Commercial Wedge Anchors Zinc CR+3	5/8"-11x7"	25
279240	Commercial Wedge Anchors Zinc CR+3	5/8"-11x8 1/2"	25
279250	Commercial Wedge Anchors Zinc CR+3	5/8"-11x10"	10
279260	Commercial Wedge Anchors Zinc CR+3	5/8"-11x12"	10
279270	Commercial Wedge Anchors Zinc CR+3	3/4"-10x4 1/4"	20
279280	Commercial Wedge Anchors Zinc CR+3	3/4"-10x4 3/4"	20
279290	Commercial Wedge Anchors Zinc CR+3	3/4"-10x5 1/2"	20
279300	Commercial Wedge Anchors Zinc CR+3	3/4"-10x6 1/4"	10
279310	Commercial Wedge Anchors Zinc CR+3	3/4"-10x7"	10
279320	Commercial Wedge Anchors Zinc CR+3	3/4"-10x8 1/2"	10
279330	Commercial Wedge Anchors Zinc CR+3	3/4"-10x10"	10
279340	Commercial Wedge Anchors Zinc CR+3	3/4"-10x12"	10
279350	Commercial Wedge Anchors Zinc CR+3	7/8"-9x6"	5
279360	Commercial Wedge Anchors Zinc CR+3	7/8"-9x8"	5
279370	Commercial Wedge Anchors Zinc CR+3	7/8"-9x10"	5
279380	Commercial Wedge Anchors Zinc CR+3	1"-8x6"	5
279390	Commercial Wedge Anchors Zinc CR+3	1"-8x9"	5
279400	Commercial Wedge Anchors Zinc CR+3	1"-8x12"	5
279410	Commercial Wedge Anchors Zinc CR+3	1"-8x15"	5




ICC-ES 4557 APPROVED  
FOR CRACKED & UNCRACKED CONCRETE

The Ultimate  
Concrete Screw

CONCRETE - For Installing Racking, Shelving, Railings, Handrails, Ledgers, Signals, Stadium Seating And More - Zinc Plating

**HD CONCRETE SCREWS**

Part No.	Item Description	Size	Box Qty.
044103	Tapking HD Concrete Screw Anchor Zinc CR+3	3/8"x3"	50
044104	Tapking HD Concrete Screw Anchor Zinc CR+3	3/8"x4"	50
044105	Tapking HD Concrete Screw Anchor Zinc CR+3	3/8"x5"	50
044106	Tapking HD Concrete Screw Anchor Zinc CR+3	3/8"x6"	50
044123	Tapking HD Concrete Screw Anchor Zinc CR+3	1/2"x4"	30
044124	Tapking HD Concrete Screw Anchor Zinc CR+3	1/2"x5"	25
044125	Tapking HD Concrete Screw Anchor Zinc CR+3	1/2"x6"	25
044126	Tapking HD Concrete Screw Anchor Zinc CR+3	1/2"x6-1/2"	25
044127	Tapking HD Concrete Screw Anchor Zinc CR+3	1/2"x8"	15
044162	Tapking HD Concrete Screw Anchor Zinc CR+3	5/8"x4"	25
044163	Tapking HD Concrete Screw Anchor Zinc CR+3	5/8"x5"	20
044164	Tapking HD Concrete Screw Anchor Zinc CR+3	5/8"x6"	15
044165	Tapking HD Concrete Screw Anchor Zinc CR+3	5/8"x6-1/2"	15
044166	Tapking HD Concrete Screw Anchor Zinc CR+3	5/8"x8"	15
044202	Tapking HD Concrete Screw Anchor Zinc CR+3	3/4"x4-1/2"	15
044203	Tapking HD Concrete Screw Anchor Zinc CR+3	3/4"x5"	10
044204	Tapking HD Concrete Screw Anchor Zinc CR+3	3/4"x5-1/2"	10
044205	Tapking HD Concrete Screw Anchor Zinc CR+3	3/4"x6"	10
044206	Tapking HD Concrete Screw Anchor Zinc CR+3	3/4"x6-1/4"	10
044207	Tapking HD Concrete Screw Anchor Zinc CR+3	3/4"x7"	8
044208	Tapking HD Concrete Screw Anchor Zinc CR+3	3/4"x8"	8
044209	Tapking HD Concrete Screw Anchor Zinc CR+3	3/4"x8-1/2"	8
044210	Tapking HD Concrete Screw Anchor Zinc CR+3	3/4"x10"	6



- ICC-ES 4557 Approved for cracked & uncracked concrete (1/4" uncracked only).
- Approved for use in static, wind and seismic
- Code Listed: IBC/IRC in accordance with ICC-ES AC 193 & ACI 355.2
- Code Compliance:  
IBC 2021, 2018, 2015, 2013, 2009.  
IRC 2021, 2018, 2015, 2013, 2009.  
CBC 2022. CRC 2022. LABC 2023.  
LARC 2023. FBC 2023.
- Patented Triple Thread® stabilizes installation for superior performance





**TAPKING<sup>®</sup> HD SS**

ICC  
ES  
ICC-ES 4557 APPROVED  
FOR CRACKED & UNCRACKED CONCRETE

**The Ultimate  
Concrete Screw**

**CONCRETE - For Installing Racking, Shelving, Railings, Handrails, Ledgers, Signals, Stadium Seating And More - 316 Stainless Steel**

**HD SS CONCRETE SCREWS**

Part No.	Item Description	Size	Box Qty.
F60064*	316 Stainless Steel TapKing HD Concrete Screw Anchor	1/4"x3"	50
F60065*	316 Stainless Steel TapKing HD Concrete Screw Anchor	1/4"x4"	50
F60103	316 Stainless Steel TapKing HD Concrete Screw Anchor	3/8"x3"	50
F60104	316 Stainless Steel TapKing HD Concrete Screw Anchor	3/8"x4"	50
F60105	316 Stainless Steel TapKing HD Concrete Screw Anchor	3/8"x5"	50
F60106	316 Stainless Steel TapKing HD Concrete Screw Anchor	3/8"x6"	25
F60123	316 Stainless Steel TapKing HD Concrete Screw Anchor	1/2"x4"	30
F60124	316 Stainless Steel TapKing HD Concrete Screw Anchor	1/2"x5"	25
F60125	316 Stainless Steel TapKing HD Concrete Screw Anchor	1/2"x6"	25
F60127	316 Stainless Steel TapKing HD Concrete Screw Anchor	1/2"x8"	15

\* *Uncracked concrete only*



- ICC-ES 4557 Approved for cracked & uncracked concrete (1/4" uncracked only).
- Approved for use in static, wind and seismic
- Code Listed: IBC/IRC in accordance with ICC-ES AC 193 & ACI 355.2
- Code Compliance:  
IBC 2021, 2018, 2015, 2013, 2009.  
IRC 2021, 2018, 2015, 2013, 2009.  
CBC 2022. CRC 2022. LABC 2023.  
LARC 2023. FBC 2023.
- Patented Triple Thread<sup>®</sup> stabilizes installation for superior performance



**TAPKING<sup>®</sup> SD**



**The Ultimate  
Concrete Screw**

**CONCRETE - For Medium Duty Anchoring To Concrete And Masonry Products - Blue Durable Coat**

**CONCRETE SCREWS**

Part No.	Item Description	Size	Box Qty.
660200	Tapking SD, Flat Head Phil, Concrete Screws, Blue Durablecoat	3/16" x 1 1/4"	100
660210	Tapking SD, Flat Head Phil, Concrete Screws, Blue Durablecoat	3/16" x 1 3/4"	100
660220	Tapking SD, Flat Head Phil, Concrete Screws, Blue Durablecoat	3/16" x 2 1/4"	100
660230	Tapking SD, Flat Head Phil, Concrete Screws, Blue Durablecoat	3/16" x 2 3/4"	100
660240	Tapking SD, Flat Head Phil, Concrete Screws, Blue Durablecoat	3/16" x 3 1/4"	100
660250	Tapking SD, Flat Head Phil, Concrete Screws, Blue Durablecoat	3/16" x 4"	100
660260	Tapking SD, Flat Head Phil, Concrete Screws, Blue Durablecoat	1/4" x 1 1/4"	100
660270	Tapking SD, Flat Head Phil, Concrete Screws, Blue Durablecoat	1/4" x 1 3/4"	100
660280	Tapking SD, Flat Head Phil, Concrete Screws, Blue Durablecoat	1/4" x 2 1/4"	100
660290	Tapking SD, Flat Head Phil, Concrete Screws, Blue Durablecoat	1/4" x 2 3/4"	100
660300	Tapking SD, Flat Head Phil, Concrete Screws, Blue Durablecoat	1/4" x 3 1/4"	100
660310	Tapking SD, Flat Head Phil, Concrete Screws, Blue Durablecoat	1/4" x 4"	100
660320	Tapking SD, Flat Head Phil, Concrete Screws, Blue Durablecoat	1/4" x 5"	100



**Drive Bit:**  
**PH-2 for**  
**3/16" diameter**  
**PH-3 for**  
**1/4" diameter**

- Miami-Dade County Approval
- Durable Coat = 1,000 hour salt spray, providing superior corrosion resistance
- Available in bulk





**TAPKING<sup>SD</sup>**



**The Ultimate Concrete Screw**

**CONCRETE - For Medium Duty Anchoring To Concrete And Masonry Products - Blue Durable Coat**

CONCRETE SCREWS	Part No.	Item Description	Size	Box Qty.
	660010	Tapking SD, Indent HWH Head, Concrete Screws, Blue Durablecoat	3/16" x 1 1/4"	100
	660015	Tapking SD, Indent HWH Head, Concrete Screws, Blue Durablecoat	3/16" x 1 3/4"	100
	660020	Tapking SD, Indent HWH Head, Concrete Screws, Blue Durablecoat	3/16" x 2 1/4"	100
	660025	Tapking SD, Indent HWH Head, Concrete Screws, Blue Durablecoat	3/16" x 2 3/4"	100
	660030	Tapking SD, Indent HWH Head, Concrete Screws, Blue Durablecoat	3/16" x 3 1/4"	100
	660035	Tapking SD, Indent HWH Head, Concrete Screws, Blue Durablecoat	3/16" x 4"	100
	660050	Tapking SD, Indent HWH Head, Concrete Screws, Blue Durablecoat	1/4" x 1 1/4"	100
	660055	Tapking SD, Indent HWH Head, Concrete Screws, Blue Durablecoat	1/4" x 1 3/4"	100
	660060	Tapking SD, Indent HWH Head, Concrete Screws, Blue Durablecoat	1/4" x 2 1/4"	100
	660070	Tapking SD, Indent HWH Head, Concrete Screws, Blue Durablecoat	1/4" x 2 3/4"	100
	660080	Tapking SD, Indent HWH Head, Concrete Screws, Blue Durablecoat	1/4" x 3 1/4"	100
	660090	Tapking SD, Indent HWH Head, Concrete Screws, Blue Durablecoat	1/4" x 4"	100
	660100	Tapking SD, Indent HWH Head, Concrete Screws, Blue Durablecoat	1/4" x 5"	100

**Hex Drive Bit Size:  
1/4" for 3/16" Screws  
5/16" for 1/4" Screws**

- Miami-Dade County Approval • Durable Coat = 1,000 hour salt spray, providing superior corrosion resistance • Available in bulk





**TAPKING<sup>SD</sup>**



**The Ultimate Concrete Screw**

**CONCRETE - For Medium Duty Anchoring To Concrete And Masonry Products - White, Bronze, Silver**

CONCRETE SCREWS	Part No.	Item Description	Size	Box Qty.
	660410	Tapking SD, Trim Head Phil, Concrete Screws, White Durablecoat	1/4" x 1 3/4"	100
	660420	Tapking SD, Trim Head Phil, Concrete Screws, White Durablecoat	1/4" x 2 1/4"	100
	660430	Tapking SD, Trim Head Phil, Concrete Screws, White Durablecoat	1/4" x 2 3/4"	100
	660440	Tapking SD, Trim Head Phil, Concrete Screws, White Durablecoat	1/4" x 3 1/4"	100
	660450	Tapking SD, Trim Head Phil, Concrete Screws, White Durablecoat	1/4" x 3 3/4"	100
	660460	Tapking SD, Trim Head Phil, Concrete Screws, White Durablecoat	1/4" x 4"	100
	660620	Tapking SD, Trim Head Phil, Concrete Screws, Bronze Durablecoat	1/4" x 2 1/4"	100
	660630	Tapking SD, Trim Head Phil, Concrete Screws, Bronze Durablecoat	1/4" x 2 3/4"	100
	660640	Tapking SD, Trim Head Phil, Concrete Screws, Bronze Durablecoat	1/4" x 3 1/4"	100
	660820	Tapking SD, Trim Head Phil, Concrete Screws, Silver Durablecoat	1/4" x 2 1/4"	100
	660830	Tapking SD, Trim Head Phil, Concrete Screws, Silver Durablecoat	1/4" x 2 3/4"	100
	660840	Tapking SD, Trim Head Phil, Concrete Screws, Silver Durablecoat	1/4" x 3 1/4"	100




**Drive Bit: PH-2**

- Miami-Dade County Approval • Durable Coat = 1,000 hour salt spray, providing superior corrosion resistance • Available in bulk



**Premium Quality  
Concrete Screw**

**CONCRETE - For Medium Duty Anchoring To Concrete And Masonry Products - Blue Finish**

<b>CONCRETE SCREWS</b>	<b>Part No.</b>	<b>Item Description</b>	<b>Size</b>	<b>Box Qty.</b>
  <div style="border: 1px solid red; padding: 5px; text-align: center;"> <p><b>Drive Bit:</b>  <b>PH-2 for</b>  <b>3/16" diameter</b>  <b>PH-3 for</b>  <b>1/4" diameter</b></p> </div>  <div style="border: 1px solid red; padding: 5px; text-align: center;"> <p><b>Hex Drive Bit Size:</b>  <b>1/4" for 3/16" Screws</b>  <b>5/16" for 1/4" Screws</b></p> </div>	685020	Commercial Concrete Screws Blue Finish, Flat Head Phil	3/16"x1 1/4"	100
	685024	Commercial Concrete Screws Blue Finish, Flat Head Phil	3/16"x1 3/4"	100
	685028	Commercial Concrete Screws Blue Finish, Flat Head Phil	3/16"x2 1/4"	100
	685032	Commercial Concrete Screws Blue Finish, Flat Head Phil	3/16"x2 3/4"	100
	685036	Commercial Concrete Screws Blue Finish, Flat Head Phil	3/16"x3 1/4"	100
	685039	Commercial Concrete Screws Blue Finish, Flat Head Phil	3/16"x4"	100
	685040	Commercial Concrete Screws Blue Finish, Flat Head Phil	1/4"x1 1/4"	100
	685042	Commercial Concrete Screws Blue Finish, Flat Head Phil	1/4"x1 3/4"	100
	685044	Commercial Concrete Screws Blue Finish, Flat Head Phil	1/4"x2 1/4"	100
	685048	Commercial Concrete Screws Blue Finish, Flat Head Phil	1/4"x2 3/4"	100
	685052	Commercial Concrete Screws Blue Finish, Flat Head Phil	1/4"x3 1/4"	100
	685054	Commercial Concrete Screws Blue Finish, Flat Head Phil	1/4"x3 3/4"	100
	685055	Commercial Concrete Screws Blue Finish, Flat Head Phil	1/4"x4"	100
	685059	Commercial Concrete Screws Blue Finish, Flat Head Phil	1/4"x5"	100
	685063	Commercial Concrete Screws Blue Finish, Flat Head Phil	1/4"x6"	100
	685220	Commercial Concrete Screws Blue Finish, Indent HWH Slot	3/16"x1 1/4"	100
	685224	Commercial Concrete Screws Blue Finish, Indent HWH Slot	3/16"x1 3/4"	100
	685225	Commercial Concrete Screws Blue Finish, Indent HWH Slot	3/16"x2 1/4"	100
	685227	Commercial Concrete Screws Blue Finish, Indent HWH Slot	3/16"x2 3/4"	100
	685228	Commercial Concrete Screws Blue Finish, Indent HWH Slot	3/16"x3 1/4"	100
	685230	Commercial Concrete Screws Blue Finish, Indent HWH Slot	3/16"x3 3/4"	100
	685231	Commercial Concrete Screws Blue Finish, Indent HWH Slot	3/16"x4"	100
	685235	Commercial Concrete Screws Blue Finish, Indent HWH Slot	1/4"x1 1/4"	100
	685239	Commercial Concrete Screws Blue Finish, Indent HWH Slot	1/4"x1 3/4"	100
	685243	Commercial Concrete Screws Blue Finish, Indent HWH Slot	1/4"x2 1/4"	100
	685247	Commercial Concrete Screws Blue Finish, Indent HWH Slot	1/4"x2 3/4"	100
	685251	Commercial Concrete Screws Blue Finish, Indent HWH Slot	1/4"x3 1/4"	100
	685253	Commercial Concrete Screws Blue Finish, Indent HWH Slot	1/4"x3 3/4"	100
	685254	Commercial Concrete Screws Blue Finish, Indent HWH Slot	1/4"x4"	100
	685258	Commercial Concrete Screws Blue Finish, Indent HWH Slot	1/4"x5"	100



**The Ultimate Sleeve Anchor**

*Medium Duty Removable Anchor For Installing Window & Door Frames, Electrical Boxes, Conduit, Fixtures - Zinc Plated*

**SLEEVE ANCHORS - HEX HEAD**



**SUITABLE BASE MATERIALS**

- **Uncracked concrete**
- **Solid brick**
- **Hollow block**
- **Masonry**

Part No.	Item Description	Size	Box Qty.
278030	Sleeve Anchor w/Hex Nut, Zinc Plated CR+3	5/16" x 1 1/2"	100
278040	Sleeve Anchor w/Hex Nut, Zinc Plated CR+3	5/16" x 2 1/2"	100
278050	Sleeve Anchor w/Hex Nut, Zinc Plated CR+3	3/8" x 1 7/8"	50
278060	Sleeve Anchor w/Hex Nut, Zinc Plated CR+3	3/8" x 3"	50
278070	Sleeve Anchor w/Hex Nut, Zinc Plated CR+3	3/8" x 4"	50
278080	Sleeve Anchor w/Hex Nut, Zinc Plated CR+3	1/2" x 2 1/4"	25
278090	Sleeve Anchor w/Hex Nut, Zinc Plated CR+3	1/2" x 3"	25
278100	Sleeve Anchor w/Hex Nut, Zinc Plated CR+3	1/2" x 4"	25
278110	Sleeve Anchor w/Hex Nut, Zinc Plated CR+3	1/2" x 6"	25
278120	Sleeve Anchor w/Hex Nut, Zinc Plated CR+3	5/8" x 2 1/4"	25
278130	Sleeve Anchor w/Hex Nut, Zinc Plated CR+3	5/8" x 3"	25
278140	Sleeve Anchor w/Hex Nut, Zinc Plated CR+3	5/8" x 4 1/4"	10
278150	Sleeve Anchor w/Hex Nut, Zinc Plated CR+3	5/8" x 6"	10
278160	Sleeve Anchor w/Hex Nut, Zinc Plated CR+3	3/4" x 2 1/2"	10
278180	Sleeve Anchor w/Hex Nut, Zinc Plated CR+3	3/4" x 4 1/4"	5
278190	Sleeve Anchor w/Hex Nut, Zinc Plated CR+3	3/4" x 6 1/4"	5



**The Ultimate Sleeve Anchor**

*Medium Duty Removable Anchor For Installing Window & Door Frames, Electrical Boxes, Thresholds, Fixtures - Zinc Plated*

**SLEEVE ANCHORS - FLAT HEAD**



**SUITABLE BASE MATERIALS**

- **Uncracked concrete**
- **Solid brick**
- **Hollow block**
- **Masonry**

Part No.	Item Description	Size	Box Qty.
277003	Sleeve Anchor, Flat Head Phillips/Slotted Combo, Zinc Plated CR+3	1/4" x 1 1/8"	100
277005	Sleeve Anchor, Flat Head Phillips/Slotted Combo, Zinc Plated CR+3	1/4" x 1 3/8"	100
277020	Sleeve Anchor, Flat Head Phillips/Slotted Combo, Zinc Plated CR+3	1/4" x 2"	100
277040	Sleeve Anchor, Flat Head Phillips/Slotted Combo, Zinc Plated CR+3	1/4" x 3"	100
277060	Sleeve Anchor, Flat Head Phillips/Slotted Combo, Zinc Plated CR+3	1/4" x 4"	100
277070	Sleeve Anchor, Flat Head Phillips/Slotted Combo, Zinc Plated CR+3	3/8" x 2 3/4"	50
277080	Sleeve Anchor, Flat Head Phillips/Slotted Combo, Zinc Plated CR+3	3/8" x 4"	50
277090	Sleeve Anchor, Flat Head Phillips/Slotted Combo, Zinc Plated CR+3	3/8" x 5"	50
277100	Sleeve Anchor, Flat Head Phillips/Slotted Combo, Zinc Plated CR+3	3/8" x 6"	50
277110	Sleeve Anchor, Flat Head Phillips/Slotted Combo, Zinc Plated CR+3	3/8" x 3"	50
277120	Sleeve Anchor, Flat Head Phillips/Slotted Combo, Zinc Plated CR+3	5/16" x 2 1/2"	100
277130	Sleeve Anchor, Flat Head Phillips/Slotted Combo, Zinc Plated CR+3	5/16" x 3 1/2"	100



The Ultimate Sleeve Anchor

Medium Duty Removable Anchor For Installing Window & Door Frames, Electrical Boxes, Conduit, Fixtures - Zinc Plated

**SLEEVE ANCHORS - ROUND HEAD**



Part No.	Item Description	Size	Box Qty.
426005	Sleeve Anchor, Round Head Phillips/Slotted Combo, Zinc Plated CR+3	1/4" x 1 1/4"	100
426010	Sleeve Anchor, Round Head Phillips/Slotted Combo, Zinc Plated CR+3	1/4" x 2"	100
426022	Sleeve Anchor, Round Head Phillips/Slotted Combo, Zinc Plated CR+3	1/4" x 2 3/4"	100
426020	Sleeve Anchor, Round Head Phillips/Slotted Combo, Zinc Plated CR+3	3/8" x 2 1/2"	50
426030	Sleeve Anchor, Round Head Phillips/Slotted Combo, Zinc Plated CR+3	3/8" x 3 3/4"	50
426040	Sleeve Anchor, Round Head Phillips/Slotted Combo, Zinc Plated CR+3	3/8" x 4 3/4"	50

**SUITABLE BASE MATERIALS**

- Uncracked concrete
- Solid brick
- Hollow block
- Masonry



The Ultimate Sleeve Anchor

Medium Duty Removable Anchor For Installing Window & Door Frames, Electrical Boxes, Conduit, Fixtures - Zinc Plated

**SLEEVE ANCHORS - ACORN HEAD**



Part No.	Item Description	Size	Box Qty.
276020	Sleeve Anchor, Acorn Nut, Zinc Plated CR+3	1/4" x 1 3/8"	100
276030	Sleeve Anchor, Acorn Nut, Zinc Plated CR+3	1/4" x 2 1/4"	100

**SUITABLE BASE MATERIALS**

- Uncracked concrete
- Solid brick
- Hollow block
- Masonry



The Ultimate Sleeve Anchor

Medium Duty Removable Anchor For Installing Window & Door Frames, Rod, Conduit, Fixtures - Zinc Plated

**SLEEVE ANCHORS - ROD HANGER**



Part No.	Item Description	Size	Box Qty.
R17001	Sleeve Type Rod Hangers, Zinc Plated CR+3	1/2" x 2 1/4"	25
R17002	Sleeve Type Rod Hangers, Zinc Plated CR+3	3/8" x 1 7/8"	50
R17003	Sleeve Type Rod Hangers, Zinc Plated CR+3	5/16" x 1 1/2"	50
R17004	Sleeve Type Rod Hangers, Zinc Plated CR+3	5/8" x 2 1/4"	20

**SUITABLE BASE MATERIALS**

- Uncracked concrete
- Hollow block
- Masonry



**The Ultimate Sleeve Anchor**

*Medium Duty Removable Anchor For Installing Window & Door Frames, Electrical Boxes, Conduit, Fixtures - Stainless 304*

**SLEEVE ANCHORS - HEX HEAD**



Part No.	Item Description	Size	Box Qty.
618010	Stainless 304 Sleeve Anchor, Hex Head	1/4" x 1 3/8"	100
618020	Stainless 304 Sleeve Anchor, Hex Head	3/8" x 1 7/8"	50
618030	Stainless 304 Sleeve Anchor, Hex Head	3/8" x 3"	50
618040	Stainless 304 Sleeve Anchor, Hex Head	1/2" x 2 1/4"	25
618050	Stainless 304 Sleeve Anchor, Hex Head	1/2" x 4"	25
618060	Stainless 304 Sleeve Anchor, Hex Head	5/8" x 4 1/4"	10

**SUITABLE BASE MATERIALS**

- Uncracked concrete
- Solid brick
- Hollow block
- Masonry



**The Ultimate Drop-In Anchor  
ASTM E488 TESTED**

*CONCRETE - For Suspending Conduit, Fire Sprinklers And Lighting To Concrete - Zinc Plated*

**DROP-IN ANCHORS**



Part No.	Item Description	Size	Box Qty.
268010	Drop-In Anchor w/Tool, Zinc Plated CR+3	1/4" W/Tool	100
268011	Drop-In Anchor, Zinc Plated CR+3	1/4"	50
268020	Drop-In Anchor w/Tool, Zinc Plated CR+3	3/8" W/Tool	100
268022	Drop-In Anchor, Zinc Plated CR+3	3/8"	20
268030	Drop-In Anchor w/Tool, Zinc Plated CR+3	1/2" W/Tool	50
268040	Drop-In Anchor w/Tool, Zinc Plated CR+3	5/8" W/Tool	25
268050	Drop-In Anchor w/Tool, Zinc Plated CR+3	3/4" W/Tool	25
268220	Drop-In Anchor, (3/8" Shorty w/Lip) and Tool, Zinc Plated CR+3	3/8" W/Tool	100

**SUITABLE BASE MATERIALS**

- Uncracked concrete



**The Ultimate Drop-In Anchor**

*CONCRETE - For Suspending Conduit, Fire Sprinklers And Lighting To Concrete - Stainless 304*

**DROP-IN ANCHORS**



Part No.	Item Description	Size	Box Qty.
619010	Stainless 304 Drop-In Anchors w/Tool	1/4"	100
619020	Stainless 304 Drop-In Anchors w/Tool	3/8"	100
619030	Stainless 304 Drop-In Anchors w/Tool	1/2"	50
619040	Stainless 304 Drop-In Anchors w/Tool	5/8"	25
619050	Stainless 304 Drop-In Anchors w/Tool	3/4"	25

**SUITABLE BASE MATERIALS**


- Uncracked concrete



**Where Quality and Performance Come First!**

**CONCRETE - For Drop-In Anchors**

**SETTING TOOLS**



- For Setting Drop-In Anchors into concrete

Part No.	Item Description	Size	Box Qty.
269010	Drop-In Anchor Setting Tool, Zinc CR+3	1/4"	1
269020	Drop-In Anchor Setting Tool, Zinc CR+3	3/8"	1
269030	Drop-In Anchor Setting Tool, Zinc CR+3	1/2"	1
269040	Drop-In Anchor Setting Tool, Zinc CR+3	5/8"	1
269050	Drop-In Anchor Setting Tool, Zinc CR+3	3/4"	1
269220	Drop-In Shorty Anchor Setting Tool, Zinc CR+3	3/8"	1



**Where Quality and Performance Come First!**

**CONCRETE/MASONRY - Mushroom Head with Zinc Plated Nail**

**HAMMER DRIVE ANCHORS MUSHROOM HEAD**



- Basic hammer drive metal nail anchors
- Expands by hammering nail into anchor
- Light duty anchor for mounting in concrete, block, brick, and stone

Part No.	Item Description	Size	Box Qty.
266010	Hammer Drive Anchor Mushroom Head Zinc Alloy W/ Zinc Plated Nail	3/16"x7/8"	100
266020	Hammer Drive Anchor Mushroom Head Zinc Alloy W/ Zinc Plated Nail	1/4"x3/4"	100
266030	Hammer Drive Anchor Mushroom Head Zinc Alloy W/ Zinc Plated Nail	1/4"x1"	100
266040	Hammer Drive Anchor Mushroom Head Zinc Alloy W/ Zinc Plated Nail	1/4"x1 1/4"	100
266050	Hammer Drive Anchor Mushroom Head Zinc Alloy W/ Zinc Plated Nail	1/4"x1 1/2"	100
266060	Hammer Drive Anchor Mushroom Head Zinc Alloy W/ Zinc Plated Nail	1/4"x2"	100
266070	Hammer Drive Anchor Mushroom Head Zinc Alloy W/ Zinc Plated Nail	1/4"x2 1/2"	100
266080	Hammer Drive Anchor Mushroom Head Zinc Alloy W/ Zinc Plated Nail	1/4"x3"	50



**Where Quality and Performance Come First!**

**CONCRETE/MASONRY - Mushroom Head with 304 Stainless Nail**

**HAMMER DRIVE ANCHORS MUSHROOM HEAD**



- Basic hammer drive metal nail anchors
- Expands by hammering nail into anchor
- Light duty anchor for mounting in concrete, block, brick, and stone

Part No.	Item Description	Size	Box Qty.
265008	Hammer Drive Anchor Mushroom Head Zinc Alloy W/ 304 Stainless Nail	1/4"x3/4"	100
265010	Hammer Drive Anchor Mushroom Head Zinc Alloy W/ 304 Stainless Nail	1/4"x1"	100
265020	Hammer Drive Anchor Mushroom Head Zinc Alloy W/ 304 Stainless Nail	1/4"x1 1/4"	100
265030	Hammer Drive Anchor Mushroom Head Zinc Alloy W/ 304 Stainless Nail	1/4"x1 1/2"	100
265040	Hammer Drive Anchor Mushroom Head Zinc Alloy W/ 304 Stainless Nail	1/4"x2"	100
265050	Hammer Drive Anchor Mushroom Head Zinc Alloy W/ 304 Stainless Nail	1/4"x2 1/2"	50
265060	Hammer Drive Anchor Mushroom Head Zinc Alloy W/ 304 Stainless Nail	1/4"x3"	100
265100	Hammer Drive Anchor Mushroom Head Zinc Alloy W/ 304 Stainless Nail	3/16"x7/8"	100



**Where Quality and Performance Come First!**

**CONCRETE/MASONRY - Nylon Nail Anchors with Zinc Plated Nail**

**HAMMER DRIVE ANCHORS**



- Basic hammer drive nylon nail anchors
- Expands by hammering nail into anchor
- Light duty anchor for mounting in concrete, block, brick, and stone

Part No.	Item Description	Size	Box Qty.
R14060	Nylon Nail Anchor - Mushroom Head W/ Zinc Plated Nail	3/16"x1"	50
R14001	Nylon Nail Anchor - Mushroom Head W/ Zinc Plated Nail	1/4"x1"	100
R14003	Nylon Nail Anchor - Mushroom Head W/ Zinc Plated Nail	1/4"x1 1/2"	100
R14005	Nylon Nail Anchor - Mushroom Head W/ Zinc Plated Nail	1/4"x2"	100
R14008	Nylon Nail Anchor - Mushroom Head W/ Zinc Plated Nail	1/4"x3"	100
R14010	Nylon Nail Anchor - Mushroom Head W/ Zinc Plated Nail	1/4"x3/4"	100
R14011	Nylon Nail Anchor - Mushroom Head W/ Zinc Plated Nail	1/4"x4"	50
R14012	Nylon Nail Anchor - Round Head W/ Zinc Plated Nail	3/16"x1"	100
R14014	Nylon Nail Anchor - Round Head W/ Zinc Plated Nail	3/16"x1 1/2"	100
R14022	Nylon Nail Anchor - Round Head W/ Zinc Plated Nail	1/4"x1"	100
R14024	Nylon Nail Anchor - Round Head W/ Zinc Plated Nail	1/4"x1 1/2"	100
R14026	Nylon Nail Anchor - Round Head W/ Zinc Plated Nail	1/4"x2"	100
R14032	Nylon Nail Anchor - Flat Head W/ Zinc Plated Nail	3/16"x1"	100
R14034	Nylon Nail Anchor - Flat Head W/ Zinc Plated Nail	3/16"x1 1/2"	100
R14042	Nylon Nail Anchor - Flat Head W/ Zinc Plated Nail	1/4"x1"	100
R14044	Nylon Nail Anchor - Flat Head W/ Zinc Plated Nail	1/4"x1 1/2"	100
R14046	Nylon Nail Anchor - Flat Head W/ Zinc Plated Nail	1/4"x2"	100
R14050	Nylon Nail Anchor - Flat Head W/ Zinc Plated Nail	1/4"x4"	50



**Where Quality and Performance Come First!**

**CONCRETE/MASONRY - Pin Drive Expansion Anchor, Zinc Yellow CR+6**

**PIN DRIVE EXPANSION ANCHORS**



- Used for medium duty fastening applications in concrete, CMU, and brick.
- Expands by hammering nail into anchor

Part No.	Item Description	Size	Box Qty.
R15001	Pin Drive Expansion Anchor Zinc Yellow CR+6	1/2"-13x3 1/2"	50
R15002	Pin Drive Expansion Anchor Zinc Yellow CR+6	1/2"-13x4 3/4"	50
R15003	Pin Drive Expansion Anchor Zinc Yellow CR+6	3/8"-16x2 3/8"	50
R15004	Pin Drive Expansion Anchor Zinc Yellow CR+6	3/8"-16x3 1/2"	100
R15005	Pin Drive Expansion Anchor Zinc Yellow CR+6	5/16"-18x2 3/4"	50



**Where Quality and Performance Come First!**

**CONCRETE/MASONRY - Split-Fast Anchors, Zinc Plated**

**SPLIT-FAST ANCHORS**



- Basic hammer drive type anchor
- Permanent fixture, non-removable

Part No.	Item Description	Size	Box Qty.
159010	Split-Fast Anchor Zinc - Flat Head	1/4"x1 1/2"	100
159012	Split-Fast Anchor Zinc - Flat Head	1/4"x2"	100
159014	Split-Fast Anchor Zinc - Flat Head	1/4"x2 1/2"	100
159016	Split-Fast Anchor Zinc - Flat Head	1/4"x3"	100
159018	Split-Fast Anchor Zinc - Flat Head	1/4"x3 1/2"	100
159020	Split-Fast Anchor Zinc - Flat Head	1/4"x4"	100
159044	Split-Fast Anchor Zinc - Round Head	1/4"x1 1/4"	100
159046	Split-Fast Anchor Zinc - Round Head	1/4"x1 1/2"	100
159048	Split-Fast Anchor Zinc - Round Head	1/4"x2"	100
159050	Split-Fast Anchor Zinc - Round Head	1/4"x2 1/2"	100
159052	Split-Fast Anchor Zinc - Round Head	1/4"x3"	100



**Where Quality and Performance Come First!**

**PLASTER/DRYWALL - Hollow Wall Anchors, Drive Type**

**HOLLOW WALL ANCHORS**



- Used in materials such as stucco and drywall where a traditional anchor will not work

Part No.	Item Description	Size	Box Qty.
272025	Hollow Wall Anchor Drive-Type (L) Pan Head Phil/Slot Combo, Zinc CR+3	1/8"x1 1/2"	100
272030	Hollow Wall Anchor Drive-Type (XS) Pan Head Phil/Slot Combo, Zinc CR+3	1/8"x1"	100
272040	Hollow Wall Anchor Drive-Type (S) Pan Head Phil/Slot Combo, Zinc CR+3	1/8"x1 1/4"	100
272050	Hollow Wall Anchor Drive-Type (SL) Pan Head Phil/Slot Combo, Zinc CR+3	1/8"x2"	100
272272	Hollow Wall Anchor Drive-Type, Hex Slotted, Zinc CR+3	1/8"x1 1/4"	100
R05001	Hollow Wall Anchor Setting Tool	Setting Tool	1



**Where Quality and Performance Come First!**

**PLASTER/DRYWALL - Hollow Wall Anchors**

**HOLLOW WALL ANCHORS**



- Used in materials such as stucco and drywall where a traditional anchor will not work

Part No.	Item Description	Size	Box Qty.
267010	Hollow Wall Anchor (XS) Pan Head Phil/Slot Combo	1/8"x3/4"	100
267020	Hollow Wall Anchor (S) Pan Head Phil/Slot Combo	1/8"x1 1/4"	100
267030	Hollow Wall Anchor (S) Pan Head Phil/Slot Combo	3/16"x2"	50
267040	Hollow Wall Anchor (S) Pan Head Phil/Slot Combo	1/4"x2"	50
267042	Hollow Wall Anchor (L) Pan Head Phil/Slot Combo	1/4"x2 1/2"	50
267050	Hollow Wall Anchor (L) Pan Head Phil/Slot Combo	1/8"x1 3/4"	100
267052	Hollow Wall Anchor (SL) Pan Head Phil/Slot Combo	1/8"x2"	100
267060	Hollow Wall Anchor (L) Pan Head Phil/Slot Combo	3/16"x2 1/2"	50
267062	Hollow Wall Anchor (XL) Pan Head Phil/Slot Combo	3/16"x3"	50
267070	Hollow Wall Anchor (XL) Pan Head Phil/Slot Combo	1/8"x2 1/2"	100
267080	Hollow Wall Anchor (XL) Pan Head Phil/Slot Combo	1/4"x3"	50
267267	Hollow Wall AnchorR (S) Hex Slot	1/8"x1 1/4"	100
267268	Hollow Wall AnchorR (L) Hex Slot	1/8"x1 3/4"	100
R05001	Hollow Wall Anchor Setting Tool	Setting Tool	1



**Where Quality and Performance Come First!**

**CONCRETE/MASONRY - Expansion Shield Anchors - Single and Double**

**EXPANSION SHIELD ANCHORS**



- Used for anchoring into concrete, block, brick or base materials of questionable strength


Part No.	Item Description	Size	Box Qty.
264010	Expansion Shield Anchor Single Zinc Alloy	1/4"	100
264020	Expansion Shield Anchor Single Zinc Alloy	5/16"	50
264030	Expansion Shield Anchor Single Zinc Alloy	3/8"	50
264040	Expansion Shield Anchor Single Zinc Alloy	1/2"	50
264050	Expansion Shield Anchor Single Zinc Alloy	5/8"	25
264060	Expansion Shield Anchor Single Zinc Alloy	3/4"	25
263010	Expansion Shield Anchor Double Zinc Alloy	1/4"	100
263020	Expansion Shield Anchor Double Zinc Alloy	5/16"	50
263030	Expansion Shield Anchor Double Zinc Alloy	3/8"	50
263040	Expansion Shield Anchor Double Zinc Alloy	1/2"	25
263050	Expansion Shield Anchor Double Zinc Alloy	5/8"	25
263060	Expansion Shield Anchor Double Zinc Alloy	3/4"	10



**Where Quality and Performance Come First!**

**CONCRETE/MASONRY - Lag Screw Expansion Shield Anchors Short and Long**

**LAG SCREW EXPANSION ANCHORS**



- Used to fill the area of a pre-drilled hole when a lag screw is required and used to tighten and expand the shield

Part No.	Item Description	Size	Box Qty.
273010	Lag Screw Expansion Shields Anchor (Short) Zinc Alloy	1/4" x 1"	100
273020	Lag Screw Expansion Shields Anchor (Short) Zinc Alloy	5/16" x 1 1/4"	100
273030	Lag Screw Expansion Shields Anchor (Short) Zinc Alloy	3/8" x 1 3/4"	50
273040	Lag Screw Expansion Shields Anchor (Short) Zinc Alloy	1/2" x 2"	25
273050	Lag Screw Expansion Shields Anchor (Short) Zinc Alloy	5/8" x 2"	25
273060	Lag Screw Expansion Shields Anchor (Short) Zinc Alloy	3/4" x 2"	25
274010	Lag Screw Expansion Shields Anchor (Long) Zinc Alloy	1/4" x 1 1/2"	100
274020	Lag Screw Expansion Shields Anchor (Long) Zinc Alloy	5/16" x 1 3/4"	100
274030	Lag Screw Expansion Shields Anchor (Long) Zinc Alloy	3/8" x 2 1/2"	50
274040	Lag Screw Expansion Shields Anchor (Long) Zinc Alloy	1/2" x 3"	25
274050	Lag Screw Expansion Shields Anchor (Long) Zinc Alloy	5/8" x 3 1/2"	25
274060	Lag Screw Expansion Shields Anchor (Long) Zinc Alloy	3/4" x 3 1/2"	25



**Where Quality and Performance Come First!**

**CONCRETE/BLOCK/BRICK/MASONRY - Machine Screw Anchors with Tool**

**MACHINE SCREW ANCHORS**



- Used to fill the area of a pre-drilled hole and a machine screw to secure light duty objects to the anchor
- Light duty anchor made from rust-resistant materials and suitable for use in concrete, brick, and block

Part No.	Item Description	Size	Box Qty.
275102	Machine Screw Anchor, Zinc Alloy and Lead Alloy	#6-32 W/ TOOL	100
275104	Machine Screw Anchor, Zinc Alloy and Lead Alloy	#8-32 W/ TOOL	100
275111	Machine Screw Anchor, Zinc Alloy and Lead Alloy	#10-24x3/4" W/ TOOL	100
275112	Machine Screw Anchor, Zinc Alloy and Lead Alloy	#10-24x1 1/4" W/ TOOL	100
275115	Machine Screw Anchor, Zinc Alloy and Lead Alloy	#10-32 W/ TOOL	100
275180	Machine Screw Anchor, Zinc Alloy and Lead Alloy	3/4"-10 W/ TOOL	25
275500	Machine Screw Anchor, Zinc Alloy and Lead Alloy	5/8"-11 W/ TOOL	25
275501	Machine Screw Anchor, Zinc Alloy and Lead Alloy	1/2"-13 W/ TOOL	50
275502	Machine Screw Anchor, Zinc Alloy and Lead Alloy	1/4"-20 W/ TOOL	100
275503	Machine Screw Anchor, Zinc Alloy and Lead Alloy	#10-24 W/ TOOL	100
275504	Machine Screw Anchor, Zinc Alloy and Lead Alloy	3/8"-16 W/ TOOL	50
275505	Machine Screw Anchor, Zinc Alloy and Lead Alloy	5/16"-18 W/ TOOL	100



**Where Quality and Performance Come First!**

**CONCRETE/BLOCK/BRICK/MASONRY - Wood Screw Anchors**

**WOOD SCREW ANCHORS**



- Used to fill the area of a pre-drilled hole and a wood screw to secure light duty objects to the anchor
- Used with wood, tapping, or lag screws, a light duty anchor suitable for use in brick, block, concrete and other masonry substrates

Part No.	Item Description	Size	Box Qty.
280010	Wood Screw Anchor Lead Alloy, Plain	#6-8x3/4"	100
280020	Wood Screw Anchor Lead Alloy, Plain	#6-8x1"	100
280030	Wood Screw Anchor Lead Alloy, Plain	#6-8x1 1/2"	100
280040	Wood Screw Anchor Lead Alloy, Plain	#10-14x3/4"	100
280050	Wood Screw Anchor Lead Alloy, Plain	#10-14x1"	100
280060	Wood Screw Anchor Lead Alloy, Plain	#10-14x1 1/2"	50
280070	Wood Screw Anchor Lead Alloy, Plain	#16-18x1"	50
280080	Wood Screw Anchor Lead Alloy, Plain	#16-18x1 1/2"	50
280088	Wood Screw Anchor Lead Alloy, Plain	1/8"x3/4"	100
280090	Wood Screw Anchor Lead Alloy, Plain	3/16"x1"	100
280101	Wood Screw Anchor Lead Alloy, Plain	1/4"-20x1"	50



**Where Quality and Performance Come First!**

**EZ Anchors-Conical Anchors, Plastic and Metal Anchor Kits**

**PLASTIC/METAL ANCHOR KITS**



- For installing light to medium duty objects to drywall

Part No.	Item Description	Size	Box Qty.
K05001	E-Z Anchor Zinc Kit w/Pan Combo Tapping Screws (50 Pcs.)	#8	50
K05041	Conical Plastic Anchor Kit w/ Indent HWH Slotted Screws, Blue (100 Pcs.)	#10-12	100
K05042	Conical Plastic Anchor Kit w/ Pan Combo Screws, Blue (100 Pcs.)	#10-12	100
K05043	Conical Plastic Anchor Kit w/ Pan Combo Screws, Blue (100 Pcs.)	#10-12	100
K05044	Conical Plastic Anchor Kit w/ Pan Combo Screws, Blue (100 Pcs.)	#10-12	100
K05045	Conical Plastic Anchor Kit w/ Pan Combo Screws, Red (100 Pcs.)	#4-6-8	100
K05046	Conical Plastic Anchor Kit w/ Pan Combo Screws, Blue (100 Pcs.)	#4-6-8	100
K05047	Conical Plastic Anchor Kit w/ Pan Combo Screws, Blue (100 Pcs.)	#6-8-10	100
K05048	Conical Plastic Anchor Kit w/ Pan Combo Screws, Red (100 Pcs.)	#6-8-10	100
K05049	Conical Plastic Anchor Kit w/ Pan Combo Screws, Blue (50 Pcs.)	#14-16	50
K05060	Plastic Lite Drywall Anchor Kit w/ Pan Phil Tapping Screws (50 Pcs.)	#6	50
K05070	Mini Drywall Anchor Z Kit w/ Pan Phil Tapping Screws (50 Pcs.) & 1 Bit	#6	50
K05080	Plastic Drywall Anchor Kit w/ Pan Phil Tapping Screws (50 Pcs.)	#8	50
K05090	Steel Drywall Anchor Kit w/ Pan Phil Tapping Screws (50 Pcs.)	#8	50



**Where Quality and Performance Come First!**

**STUCCO/DRYWALL/HOLLOW MATERIALS - Conical Plastic Anchors**

**CONICAL PLASTIC ANCHORS**



- For installing light to medium duty objects to drywall and hollow materials


Part No.	Item Description	Size	Box Qty.
078011	Conical Plastic Anchor Plain - Red	#4-6-8x3/4"	100
078012	Conical Plastic Anchor Plain - Blue	#4-6-8x3/4"	1,000
078015	Conical Plastic Anchor Plain - Blue	#4-6-8x7/8"	1,000
078017	Conical Plastic Anchor Plain - Blue	#4-6-8x7/8"	1,000
078021	Conical Plastic Anchor Plain - Red	#6-8-10x7/8"	1,000
078022	Conical Plastic Anchor Plain - Blue	#6-8-10x7/8"	1,000
078031	Conical Plastic Anchor Plain - Red	#10-12x1"	1,000
078032	Conical Plastic Anchor Plain - Blue	#10-12x1"	100
078041	Conical Plastic Anchor Plain - Blue	#14-16x1 3/8"	500
078042	Conical Plastic Anchor Plain - Blue	#14-16x1 3/8"	500
078045	Conical Plastic Anchor Plain - Blue	#14-16x1 1/2"	500



**The Ultimate Drywall Anchor**

**USED IN DRYWALL - Light Duty Anchors For Installing Pictures, Mirrors, And Book Shelves Into Drywall - Zinc & Plastic**

**EZ-ANCHORS**




Part No.	Item Description	Size	Case Qty.
R02001	E-Z Anchor Lite Duty White Nylon for use w/#6 Screws	3/8 x 1	100
R02005	E-Z Anchor Mini White Nylon for use w/#6, 7, & 8 Screws	1/2 x 1-5/8	100
R02007	E-Z Anchor Mini Zinc Die Cast for use w/#6, 7, & 8 Screws	7/16 x 1-1/4	100
R02008	E-Z Anchor Zinc Die Cast for use w/#6, 7, & 8 Screws	1/2 x 1-5/8	100
R02012	E-Z Anchor Toggle Zinc Die Cast for use w/#8 Screws	9/16 x 2-1/2	50
R02013	E-Z Anchor Toggle W/LG Wash Face Zinc Die Cast for use w/#8 Screws	9/16 x 2-1/2	50



Where Quality and Performance Come First!

STUCCO/DRYWALL/HOLLOW MATERIALS - Mungo® Nylon Plugs

MUNGO® NYLON PLUGS



- For installing light to medium duty objects to drywall and hollow materials
- For installing light to medium duty objects into drywall, concrete, brick, and other substrates

Part No.	Item Description	Size	Box Qty.
156010	Mungo Nylon Plug #1000100	MN M10x50 MM	50
156012	Mungo Nylon Plug #1011060	MU M10x60 MM	25
156014	Mungo Nylon Plug #1000120	MN M12x60 MM	25
156016	Mungo Nylon Plug #1000140	MN M14x70 MM	20
156018	Mungo Nylon Plug #1000160	MN M16x80 MM	10
156020	Mungo Nylon Plug #1000200	MN M20x90 MM	5
156022	Mungo Nylon Plug #1000040	MN M4x20 MM	100
156024	Mungo Nylon Plug #1000050	MN M5x25 MM	100
156026	Mungo Nylon Plug #1000060	MN M6x30 MM	100
156028	Mungo Nylon Plug #1050060	MQ M6x30 MM	100
156030	Mungo Nylon Plug #1010630	MU M6x35 MM	100
156032	Mungo Nylon Plug #1100606	ML M6x60 MM	100
156034	Mungo Nylon Plug #1000070	MN M7x35 MM	100
156036	Mungo Nylon Plug #1000080	MN M8x40 MM	100
156038	Mungo Nylon Plug #1010850	MU M8x50 MM	50
156040	Mungo Nylon Plug w/Screw	MUS M8x50 MM	50



Where Quality and Performance Come First!

CONCRETE/MASONRY MATERIALS - Mungo® Framing Anchors

MUNGO® FRAMING ANCHORS



- For installation into concrete and masonry in non-structural applications
- European Technical Assessment ETA-11/0008

Part No.	Item Description	Size	Box Qty.
R08001	Mungo MQL Framing Anchor (Mungo# 1060108)	M10x80 MM	50
R08003	Mungo MQL Framing Anchor (Mungo# 1060114)	M10x140 MM	50
R08004	Mungo MQL Framing Anchor (Mungo# 1060112)	M10x120 MM	50
R08005	Mungo MQL Framing Anchor (Mungo# 1060110)	M10x100 MM	25
R08006	Mungo MQL Framing Anchor (Mungo# 1060110)	M10x100 MM	50
156042	Mungo MB-S Framing Plug #1122314 w/Screw - Pozi 3	M10x140 MM	50



Where Quality and  
Performance Come First!

CONCRETE/HOLLOW BLOCK/BRICK MATERIALS - Mungo® Hammer Screw Anchors

**MUNGO® HAMMER SCREWS**




Part No.	Item Description	Size	Box Qty.
R10002	Mungo MNA-S Hammer Screw	#10x1 3/16"	100
R10003	Mungo MNA-S Hammer Screw	M6x35 MM	100
R10004	Mungo MNA-S Hammer Screw	M8x80 MM	100
R10005	Mungo MNA-S Hammer Screw	M8x120 MM	100

- For installing light to medium duty objects to concrete, block, brick and other materials
- Unlike other hammer drive anchors, these hammer screws are removable.

**STUCCO/DRYWALL/HOLLOW MATERIALS - Toggle Bolt with Wing**

**TOGGLE BOLT WITH WING**



- For installing light to medium duty objects to drywall and hollow materials


Part No.	Item Description	Size	Box Qty.
893010	Toggle Bolt With Wing Nut, Zinc CR+3 - Round PH/SL Combo	1/8"-32x2"	100
893014	Toggle Bolt With Wing Nut, Zinc CR+3 - Round PH/SL Combo	1/8"-32x3"	100
893016	Toggle Bolt With Wing Nut, Zinc CR+3 - Round PH/SL Combo	1/8"-32x4"	50
893018	Toggle Bolt With Wing Nut, Zinc CR+3 - Round PH/SL Combo	3/16"-24x2"	100
893020	Toggle Bolt With Wing Nut, Zinc CR+3 - Round PH/SL Combo	3/16"-24x3"	50
893022	Toggle Bolt With Wing Nut, Zinc CR+3 - Round PH/SL Combo	3/16"-24x4"	100
893024	Toggle Bolt With Wing Nut, Zinc CR+3 - Round PH/SL Combo	3/16"-24x5"	50
893026	Toggle Bolt With Wing Nut, Zinc CR+3 - Round PH/SL Combo	3/16"-24x6"	50
893028	Toggle Bolt With Wing Nut, Zinc CR+3 - Round PH/SL Combo	1/4"-20x2"	50
893030	Toggle Bolt With Wing Nut, Zinc CR+3 - Round PH/SL Combo	1/4"-20x3"	50
893032	Toggle Bolt With Wing Nut, Zinc CR+3 - Round PH/SL Combo	1/4"-20x4"	25
893034	Toggle Bolt With Wing Nut, Zinc CR+3 - Round PH/SL Combo	1/4"-20x5"	50
893035	Toggle Bolt With Wing Nut, Zinc CR+3 - Round PH/SL Combo	1/4"-20x6"	50
893038	Toggle Bolt With Wing Nut, Zinc CR+3 - Round PH/SL Combo	5/16"-18x3"	25
893040	Toggle Bolt With Wing Nut, Zinc CR+3 - Round PH/SL Combo	5/16"-18x4"	25
893042	Toggle Bolt With Wing Nut, Zinc CR+3 - Round PH/SL Combo	5/16"-18x5"	25
893044	Toggle Bolt With Wing Nut, Zinc CR+3 - Round PH/SL Combo	5/16"-18x6"	25
893046	Toggle Bolt With Wing Nut, Zinc CR+3 - Round PH/SL Combo	3/8"-16x3"	25
893048	Toggle Bolt With Wing Nut, Zinc CR+3 - Round PH/SL Combo	3/8"-16x4"	25
893050	Toggle Bolt With Wing Nut, Zinc CR+3 - Round PH/SL Combo	3/8"-16x5"	25
893052	Toggle Bolt With Wing Nut, Zinc CR+3 - Round PH/SL Combo	3/8"-16x6"	10
893053	Toggle Bolt With Wing Nut, Zinc CR+3 - Round PH/SL Combo	1/2"-13x4"	10
893054	Toggle Bolt With Wing Nut, Zinc CR+3 - Round PH/SL Combo	1/2"-13x5"	10
893056	Toggle Bolt With Wing Nut, Zinc CR+3 - Round PH/SL Combo	1/2"-13x6"	10
893106	Toggle Bolt With Wing Nut, Zinc CR+3 - Round PH/SL Combo	1/8"-32x2"	100
893110	Toggle Bolt With Wing Nut, Zinc CR+3 - Round PH/SL Combo	1/8"-32x3"	100
893112	Toggle Bolt With Wing Nut, Zinc CR+3 - Round PH/SL Combo	1/8"-32x4"	100
893114	Toggle Bolt With Wing Nut, Zinc CR+3 - Round PH/SL Combo	3/16"-24x2"	50
893116	Toggle Bolt With Wing Nut, Zinc CR+3 - Round PH/SL Combo	3/16"-24x3"	50
893118	Toggle Bolt With Wing Nut, Zinc CR+3 - Round PH/SL Combo	3/16"-24x4"	50
893120	Toggle Bolt With Wing Nut, Zinc CR+3 - Round PH/SL Combo	3/16"-24x5"	25
893122	Toggle Bolt With Wing Nut, Zinc CR+3 - Round PH/SL Combo	3/16"-24x6"	50
893126	Toggle Bolt With Wing Nut, Zinc CR+3 - Round PH/SL Combo	1/4"-20x3"	50
893128	Toggle Bolt With Wing Nut, Zinc CR+3 - Round PH/SL Combo	1/4"-20x4"	50
893130	Toggle Bolt With Wing Nut, Zinc CR+3 - Round PH/SL Combo	1/4"-20x5"	50
893132	Toggle Bolt With Wing Nut, Zinc CR+3 - Round PH/SL Combo	1/4"-20x6"	25
893238	Toggle Bolt With Wing Nut, Zinc CR+3 - Round PH/SL Combo	5/16"-18x3"	50
893136	Toggle Bolt With Wing Nut, Zinc CR+3 - Round PH/SL Combo	5/16"-18x4"	25
893140	Toggle Bolt With Wing Nut, Zinc CR+3 - Round PH/SL Combo	5/16"-18x6"	25
893142	Toggle Bolt With Wing Nut, Zinc CR+3 - Round PH/SL Combo	3/8"-16x3"	25
893144	Toggle Bolt With Wing Nut, Zinc CR+3 - Round PH/SL Combo	3/8"-16x4"	25
893148	Toggle Bolt With Wing Nut, Zinc CR+3 - Round PH/SL Combo	3/8"-16x5"	25
893150	Toggle Bolt With Wing Nut, Zinc CR+3 - Round PH/SL Combo	3/8"-16x6"	25



**Where Quality and Performance Come First!**

**STUCCO/DRYWALL/HOLLOW MATERIALS - Toggle Bolt - Acoustical**

**TOGGLE BOLT - ACOUSTICAL**



- For installing light to medium duty objects to drywall and hollow materials

Part No.	Item Description	Size	Box Qty.
143000	Toggle Bolts - Acoustical, Zinc CR+3	1/8"x4"	25
143005	Toggle Bolts - Acoustical, Zinc CR+3	3/16"x2"	25
143010	Toggle Bolts - Acoustical, Zinc CR+3	3/16"x4"	25
143015	Toggle Bolts - Acoustical, Zinc CR+3	1/4"-20x3"	25
143020	Toggle Bolts - Acoustical, Zinc CR+3	1/4"-20x4"	25
143025	Toggle Bolts - Acoustical, Zinc CR+3	1/4"-20x5"	25



**Where Quality and Performance Come First!**

**STUCCO/DRYWALL/HOLLOW MATERIALS - Toggle Wings**

**TOGGLE WINGS**



- Used with machine screws for light duty applications in hollow materials

Part No.	Item Description	Size	Box Qty.
262010	Toggle Wing, Zinc CR+3	#6-32	100
262014	Toggle Wing, Zinc CR+3	#8-32	100
262018	Toggle Wing, Zinc CR+3	#10-24	100
262022	Toggle Wing, Zinc CR+3	1/4"-20	100
262026	Toggle Wing, Zinc CR+3	5/16"-18	50
262030	Toggle Wing, Zinc CR+3	3/8"-16	50
262034	Toggle Wing, Zinc CR+3	1/2"-13	25

## CONCRETE / MASONRY - For Pre-Drilling Concrete, Block, Brick, Masonry, And Stone

SDS-PLUS CARBIDE BITS	Part No.	Item Description	Size	Pkg. Qty.
	C10009	SDS-Plus Carbide Bit, 5/32" x 4-1/4" (2" Usable Length)	5/32" x 4 1/4"	1
	■ C10010	SDS-Plus Carbide Bit, 5/32" x 6-1/4" (4" Usable Length)	5/32" x 6 1/4"	1
	■ C10020	SDS-Plus Carbide Bit, 3/16" x 4-1/2" (2" Usable Length)	3/16" x 4 1/2"	1
	■ C10030	SDS-Plus Carbide Bit, 3/16" x 6-1/2" (4" Usable Length)	3/16" x 6 1/2"	1
	■ C10031	SDS-Plus Carbide Bit, 3/16" x 8-1/2" (6" Usable Length)	3/16" x 8 1/2"	1
	C10032	SDS-Plus Carbide Bit, 3/16" x 12-1/2" (10" Usable Length)	3/16" x 12 1/2"	1
	C10033	SDS-Plus Carbide Bit, 7/32" x 6-1/2" (4" Usable Length)	7/32" x 6 1/2"	1
	C10034	SDS-Plus Carbide Bit, 7/32" x 8-1/2" (6" Usable Length)	7/32" x 8 1/2"	1
	C10035	SDS-Plus Carbide Bit, 7/32" x 10-1/2" (8" Usable Length)	7/32" x 10 1/2"	1
	C10036	SDS-Plus Carbide Bit, 7/32" x 16" (14" Usable Length)	7/32" x 16"	1
	■ C10040	SDS-Plus Carbide Bit, 1/4" x 4-1/2" (2" Usable Length)	1/4" x 4 1/2"	1
	■ C10050	SDS-Plus Carbide Bit, 1/4" x 6-1/2" (4" Usable Length)	1/4" x 6 1/2"	1
	■ C10051	SDS-Plus Carbide Bit, 1/4" x 8-1/2" (6" Usable Length)	1/4" x 8 1/2"	1
	C10052	SDS-Plus Carbide Bit, 1/4" x 10-1/2" (8" Usable Length)	1/4" x 10 1/2"	1
	C10053	SDS-Plus Carbide Bit, 1/4" x 14" (12" Usable Length)	1/4" x 14"	1
	C10054	SDS-Plus Carbide Bit, 1/4" x 16" (14" Usable Length)	1/4" x 16"	1
	■ C10060	SDS-Plus Carbide Bit, 5/16" x 6-1/2" (4" Usable Length)	5/16" x 6 1/2"	1
	C10070	SDS-Plus Carbide Bit, 5/16" x 12-1/2" (10" Usable Length)	5/16" x 12 1/2"	1
	■ C10080	SDS-Plus Carbide Bit, 3/8" x 6-1/2" (4" Usable Length)	3/8" x 6 1/2"	1
	C10090	SDS-Plus Carbide Bit, 3/8" x 10-1/2" (8" Usable Length)	3/8" x 10 1/2"	1
	● C10100	SDS-Plus Carbide Bit, 3/8" x 12-1/2" (10" Usable Length)	3/8" x 12 1/2"	1
	C10101	SDS-Plus Carbide Bit, 3/8" x 18" (16" Usable Length)	3/8" x 18"	1
	C10102	SDS-Plus Carbide Bit, 3/8" x 24" (22" Usable Length)	3/8" x 24"	1
	C10110	SDS-Plus Carbide Bit, 7/16" x 6-1/2" (4" Usable Length)	7/16" x 6 1/2"	1
	C10111	SDS-Plus Carbide Bit, 7/16" x 12-1/2" (10" Usable Length)	7/16" x 12 1/2"	1
	■ C10120	SDS-Plus Carbide Bit, 1/2" x 6-1/2" (4" Usable Length)	1/2" x 6 1/2"	1




- Rotary Hammer Drill
- Serrated Head Geometry
- Self Centering Chisel Point
- ANSI B212.15 Specification
- Tungsten Carbide Tip
- Copper/Silver Brazing
- Fastest Dust Removal
- Less Vibration
- Industrial Quality

- Available in bulk pack (25 pcs)
- Available in bulk pack (10 pcs)

*Safety First – Always follow manufacturer's instructions and wear impact resistant safety goggles/shield & gloves.*

**CONCRETE / MASONRY - For Pre-Drilling Concrete, Block, Brick, Masonry, And Stone**

<b>SDS-PLUS CARBIDE BITS</b>	<b>Part No.</b>	<b>Item Description</b>	<b>Size</b>	<b>Pkg. Qty.</b>
	C10130	SDS-Plus Carbide Bit, 1/2" x 10-1/2" (8" Usable Length)	1/2" x 10 1/2"	1
	• C10140	SDS-Plus Carbide Bit, 1/2" x 12-1/2" (10" Usable Length)	1/2" x 12 1/2"	1
	C10141	SDS-Plus Carbide Bit, 1/2" x 18" (16" Usable Length)	1/2" x 18"	1
	C10142	SDS-Plus Carbide Bit, 1/2" x 24" (22" Usable Length)	1/2" x 24"	1
	C10150	SDS-Plus Carbide Bit, 9/16" x 6-1/2" (4" Usable Length)	9/16" x 6 1/2"	1
	C10160	SDS-Plus Carbide Bit, 9/16" x 12-1/4" (10" Usable Length)	9/16" x 12 1/4"	1
	C10170	SDS-Plus Carbide Bit, 5/8" x 6-1/4" (4" Usable Length)	5/8" x 6 1/4"	1
	• C10171	SDS-Plus Carbide Bit, 5/8" x 8-1/4" (6" Usable Length)	5/8" x 8 1/4"	1
	C10180	SDS-Plus Carbide Bit, 5/8" x 9-1/2" (7" Usable Length)	5/8" x 9 1/2"	1
	C10190	SDS-Plus Carbide Bit, 5/8" x 12-1/4" (10" Usable Length)	5/8" x 12 1/4"	1
	C10191	SDS-Plus Carbide Bit, 5/8" x 18" (16" Usable Length)	5/8" x 18"	1
	C10192	SDS-Plus Carbide Bit, 5/8" x 24" (22" Usable Length)	5/8" x 24"	1
	• C10193	SDS-Plus Carbide Bit, 3/4" x 8" (6" Usable Length)	3/4" x 8"	1
	C10200	SDS-Plus Carbide Bit, 11/16" x 7" (5" Usable Length)	11/16" x 7"	1
	C10210	SDS-Plus Carbide Bit, 3/4" x 10" (8" Usable Length)	3/4" x 10"	1
	C10220	SDS-Plus Carbide Bit, 3/4" x 12" (10" Usable Length)	3/4" x 12"	1
	C10221	SDS-Plus Carbide Bit, 3/4" x 18" (16" Usable Length)	3/4" x 18"	1
	C10222	SDS-Plus Carbide Bit, 3/4" x 24" (22" Usable Length)	3/4" x 24"	1
	C10223	SDS-Plus Carbide Bit, 7/8" x 8" (6" Usable Length)	7/8" x 8"	1
	C10230	SDS-Plus Carbide Bit, 7/8" x 10" (8" Usable Length)	7/8" x 10"	1
	C10231	SDS-Plus Carbide Bit, 7/8" x 12" (10" Usable Length)	7/8" x 12"	1
C10240	SDS-Plus Carbide Bit, 1" x 10" (8" Usable Length)	1" x 10"	1	
C10241	SDS-Plus Carbide Bit, 1" x 18" (16" Usable Length)	1" x 18"	1	

- Rotary Hammer Drill
- Serrated Head Geometry
- Self Centering Chisel Point
- ANSI B212.15 Specification
- Tungsten Carbide Tip
- Copper/Silver Brazing
- Fastest Dust Removal
- Less Vibration
- Industrial Quality

- Available in bulk pack (25 pcs)
- Available in bulk pack (10 pcs)

*Safety First – Always follow manufacturer's instructions and wear impact resistant safety goggles/shield & gloves.*

**CONCRETE / MASONRY - For Pre-Drilling Concrete, Block, Brick, Masonry, And Stone**

**RND. STR. SHANK CARBIDE BITS**




- General purpose
- Tungsten carbide
- Slow spiral flute
- Tempered body
- Black oxide finish
- Gold head
- Straight shank
- ANSI specification

Part No.	Item Description	Size	Pkg. Qty.
C11010	Round Straight Shank Carbide Bit, 1/8" x 2 1/2" (1.5" Usable Length)	1/8" x 2 1/2"	1
C11020	Round Straight Shank Carbide Bit, 5/32" x 6" (5" Usable Length)	5/32" x 6"	1
C11030	Round Straight Shank Carbide Bit, 3/16" x 3 1/2" (2.5" Usable Length)	3/16" x 3 1/2"	1
C11040	Round Straight Shank Carbide Bit, 3/16" x 6" (5" Usable Length)	3/16" x 6"	1
C11041	Round Straight Shank Carbide Bit, 7/32" x 4" (2" Usable Length)	7/32" x 4"	1
C11050	Round Straight Shank Carbide Bit, 1/4" x 4" (3" Usable Length)	1/4" x 4"	1
C11060	Round Straight Shank Carbide Bit, 1/4" x 6" (5" Usable Length)	1/4" x 6"	1
C11061	Round Straight Shank Carbide Bit, 1/4" x 12" (6" Usable Length)	1/4" x 12"	1
C11062	Round Straight Shank Carbide Bit, 1/4" x 18" (12" Usable Length)	1/4" x 18"	1
C11063	Round Straight Shank Carbide Bit, 5/16" x 4" (2" Usable Length)	5/16" x 4"	1
C11070	Round Straight Shank Carbide Bit, 5/16" x 6" (5" Usable Length)	5/16" x 6"	1
C11071	Round Straight Shank Carbide Bit, 5/16" x 12" (6" Usable Length)	5/16" x 12"	1
C11072	Round Straight Shank Carbide Bit, 5/16" x 18" (12" Usable Length)	5/16" x 18"	1
C11073	Round Straight Shank Carbide Bit, 3/8" x 4" (2" Usable Length)	3/8" x 4"	1
C11080	Round Straight Shank Carbide Bit, 3/8" x 6" (5" Usable Length)	3/8" x 6"	1
C11081	Round Straight Shank Carbide Bit, 3/8" x 12" (6" Usable Length)	3/8" x 12"	1
C11082	Round Straight Shank Carbide Bit, 3/8" x 18" (12" Usable Length)	3/8" x 18"	1
C11083	Round Straight Shank Carbide Bit, 3/8" x 24" (12" Usable Length)	3/8" x 24"	1
C11084	Round Straight Shank Carbide Bit, 7/16" x 6" (3" Usable Length)	7/16" x 6"	1
C11085	Round Straight Shank Carbide Bit, 1/2" x 4" (2" Usable Length)	1/2" x 4"	1
C11090	Round Straight Shank Carbide Bit, 1/2" x 6" (5" Usable Length)	1/2" x 6"	1
C11091	Round Straight Shank Carbide Bit, 1/2" x 12" (6" Usable Length)	1/2" x 12"	1
C11092	Round Straight Shank Carbide Bit, 1/2" x 18" (12" Usable Length)	1/2" x 18"	1
C11093	Round Straight Shank Carbide Bit, 9/16" x 6" (3" Usable Length)	9/16" x 6"	1
C11094	Round Straight Shank Carbide Bit, 5/8" x 6" (3" Usable Length)	5/8" x 6"	1
C11095	Round Straight Shank Carbide Bit, 5/8" x 12" (6" Usable Length)	5/8" x 12"	1
C11096	Round Straight Shank Carbide Bit, 5/8" x 18" (12" Usable Length)	5/8" x 18"	1
C11097	Round Straight Shank Carbide Bit, 3/4" x 6" (3" Usable Length)	3/4" x 6"	1
C11098	Round Straight Shank Carbide Bit, 3/4" x 12" (6" Usable Length)	3/4" x 12"	1
C11099	Round Straight Shank Carbide Bit, 3/4" x 18" (12" Usable Length)	3/4" x 18"	1
C11100	Round Straight Shank Carbide Bit, 7/8" x 6" (3" Usable Length)	7/8" x 6"	1
C11101	Round Straight Shank Carbide Bit, 7/8" x 12" (6" Usable Length)	7/8" x 12"	1
C11102	Round Straight Shank Carbide Bit, 7/8" x 18" (12" Usable Length)	7/8" x 18"	1
C11103	Round Straight Shank Carbide Bit, 1" x 6" (3" Usable Length)	1" x 6"	1
C11104	Round Straight Shank Carbide Bit, 1" x 12" (6" Usable Length)	1" x 12"	1
C11105	Round Straight Shank Carbide Bit, 1" x 18" (12" Usable Length)	1" x 18"	1

*Safety First – Always follow manufacturer's instructions and wear impact resistant safety goggles/shield & gloves.*

**CONCRETE / MASONRY - For Pre-Drilling Concrete, Block, Brick, Masonry, And Stone**

<b>SDS-MAX CARBIDE BITS</b>	<b>Part No.</b>	<b>Item Description</b>	<b>Size</b>	<b>Pkg. Qty.</b>
	C13100	SDS-Max Carbide Bit, 3/8" x 13" (8" Usable Length)	3/8" x 13"	1
	C13102	SDS-Max Carbide Bit, 1/2" x 13" (8" Usable Length)	1/2" x 13"	1
	C13104	SDS-Max Carbide Bit, 1/2" x 21" (15-1/2" Usable Length)	1/2" x 21"	1
	C13106	SDS-Max Carbide Bit, 9/16" x 21" (15-1/2" Usable Length)	9/16" x 21"	1
	C13108	SDS-Max Carbide Bit, 5/8" x 13" (8" Usable Length)	5/8" x 13"	1
	C13110	SDS-Max Carbide Bit, 5/8" x 21" (15-1/2" Usable Length)	5/8" x 21"	1
	C13112	SDS-Max Carbide Bit, 5/8" x 36" (31" Usable Length)	5/8" x 36"	1
	C13114	SDS-Max Carbide Bit, 11/16" x 21" (15-1/2" Usable Length)	11/16" x 21"	1
	C13116	SDS-Max Carbide Bit, 3/4" x 13" (8" Usable Length)	3/4" x 13"	1
	C13118	SDS-Max Carbide Bit, 3/4" x 21" (15-1/2" Usable Length)	3/4" x 21"	1
	C13120	SDS-Max Carbide Bit, 3/4" x 36" (32" Usable Length)	3/4" x 36"	1
	C13122	SDS-Max Carbide Bit, 7/8" x 13" (8" Usable Length)	7/8" x 13"	1
	C13124	SDS-Max Carbide Bit, 7/8" x 21" (17" Usable Length)	7/8" x 21"	1
	C13126	SDS-Max Carbide Bit, (7/8" x 36" (32" Usable Length)	7/8" x 36"	1
	C13128	SDS-Max Carbide Bit, 1" x 13" (8" Usable Length)	1" x 13"	1
	C13130	SDS-Max Carbide Bit, 1" x 21" (17" Usable Length)	1" x 21"	1
	C13132	SDS-Max Carbide Bit, 1" x 36" (32" Usable Length)	1" x 36"	1
	C13134	SDS-Max Carbide Bit, 1-1/8" x 17" (13" Usable Length)	1 1/8" x 17"	1
	C13136	SDS-Max Carbide Bit, 1-1/8" x 21" (17" Usable Length)	1 1/8" x 21"	1
	C13138	SDS-Max Carbide Bit, 1-1/8" x 36" (32" Usable Length)	1 1/8" x 36"	1
C13140	SDS-Max Carbide Bit, 1-1/4" x 13" (11" Usable Length)	1 1/4" x 15"	1	
C13142	SDS-Max Carbide Bit, 1-1/4" x 23" (17" Usable Length)	1 1/4" x 23"	1	
C13143	SDS-Max Carbide Bit, 1-1/4" x 36" (31" Usable Length)	1 1/4" x 36"	1	
C13144	SDS-Max Carbide Bit, 1-3/8" x 23" (17" Usable Length)	1 3/8" x 23"	1	
C13146	SDS-Max Carbide Bit, 1-1/2" x 23" (17" Usable Length)	1 1/2" x 23"	1	
C13148	SDS-Max Carbide Bit, 1-3/4" x 23" (18" Usable Length)	1 3/4" x 23"	1	
C13150	SDS-Max Carbide Bit, 2" x 23" (18" Usable Length)	2" x 23"	1	

- Rotary Hammer Drill
- Serrated Head Geometry
- Self Centering Chisel Point
- ANSI B212.15 Specification
- Tungsten Carbide Tip
- Copper/Silver Brazing
- Fastest Dust Removal
- Less Vibration

*Safety First – Always follow manufacturer's instructions and wear impact resistant safety goggles/shield & gloves.*

## CONCRETE / MASONRY - For Pre-Drilling Prior To Installing Drop-In Anchors

### SDS-PLUS CARBIDE BITS



- Rotary Hammer Drill
- Stop-Lip Prevents Over-Drilling
- Drill Exact Depth for Drop-In Anchors
- Less Likely to Hit Rebar
- ANSI B212.15 Specification

Part No.	Item Description	Size	Pkg. Qty.
C12100	SDS-PLUS Bit & Stop, 3/8" x 1 1/16" for 1/4" Drop-In Anchor	3/8" x 1 1/16"	1
C12102	SDS-PLUS Bit & Stop, 1/2" x 13/16" for 3/8" S Drop-In Anchor	1/2" x 13/16"	1
C12104	SDS-PLUS Bit & Stop, 1/2" x 1 11/16" for 3/8" Drop-In Anchor	1/2" x 1 11/16"	1
C12106	SDS-PLUS Bit & Stop, 5/8" x 1 3/16" for 1/2" S Drop-In Anchor	5/8" x 1 3/16"	1
C12108	SDS-PLUS Bit & Stop, 5/8" x 2 1/16" for 1/2" Drop-In Anchor	5/8" x 2 1/16"	1

*Safety First – Always follow manufacturer's instructions and wear impact resistant safety goggles/shield & gloves.*

## CONCRETE / MASONRY - For Pre-Drilling Prior To Installing Concrete Screws

### SDS-HEX CARBIDE BITS



- Special Tungsten Carbide Tip
- Copper/Silver Brazing
- ANSI B212.15 Specification

Part No.	Item Description	Size	Pkg. Qty.
C19200	SDS-HEX Concrete Screw Bit 5/32" x 5" (2-1/2" Usable Length)	5/32"x 5"	1
C19201	SDS-HEX Concrete Screw Bit 5/32" x 7" (4-1/2" Usable Length)	5/32"x 7"	1
C19100	SDS-HEX Concrete Screw Bit 3/16" x 5" (2-1/2" Usable Length)	3/16"x 5"	1
C19101	SDS-HEX Concrete Screw Bit 3/16" x 7" (4-1/2" Usable Length)	3/16"x 7"	1

*Safety First – Always follow manufacturer's instructions and wear impact resistant safety goggles/shield & gloves.*

**HAND AND KNEE PROTECTION**



G02092



G02012



G02223



G03364



G03254



M09030

Part No.	Item Description	Size	Pkg. Qty.
G02092	General Utility Work Gloves	S	12
G02093	General Utility Work Gloves	M	12
G02094	General Utility Work Gloves	L	12
G02095	General Utility Work Gloves	XL	12
G02096	General Utility Work Gloves	XXL	12
G02012	Framer Work Gloves	S	12
G02013	Framer Work Gloves	M	12
G02014	Framer Work Gloves	L	12
G02015	Framer Work Gloves	XL	12
G02016	Framer Work Gloves	XXL	12
G02223	Wrenchworx Work Gloves	S	12
G02224	Wrenchworx Work Gloves	M	12
G02225	Wrenchworx Work Gloves	L	12
G02226	Wrenchworx Work Gloves	XL	12
G02227	Wrenchworx Work Gloves	XXL	12
G03362	Command Cut Level A2 Polyurethane Impact - Touch Screen	S	12
G03363	Command Cut Level A2 Polyurethane Impact - Touch Screen	M	12
G03364	Command Cut Level A2 Polyurethane Impact - Touch Screen	L	12
G03365	Command Cut Level A2 Polyurethane Impact - Touch Screen	XL	12
G03366	Command Cut Level A2 Polyurethane Impact - Touch Screen	XXL	12
G03252	Command Cut Level A3 Foam Nitrile - Touch Screen	S	12
G03253	Command Cut Level A3 Foam Nitrile - Touch Screen	M	12
G03254	Command Cut Level A3 Foam Nitrile - Touch Screen	L	12
G03255	Command Cut Level A3 Foam Nitrile - Touch Screen	XL	12
G03256	Command Cut Level A3 Foam Nitrile - Touch Screen	XXL	12
M09030	Foam Standing/Kneeling Pad	21" x 14" x 1"	1

**HEAD PROTECTION**



G60002



G60106



G60102



G60201



G62002



G62004

Part No.	Item Description	Color	Case Qty.
----------	------------------	-------	-----------

**YUKON® CS400:** 4 - Point suspension system offers superior protection for top impact with good side protection. Ratchet adjusts between hat sizes 6-1/2" to 8". Universal accessory slot. Compatible with 2 or 3 chin straps. Vertical height adjustment capability (2 front, 2 rear) allows for a more personal fit to increase wear time and worker compliance. Meets ANSI/ISEA Z89.1 standards.

G60000	Yukon CS400 - Standard Brim, Vented, 4 Point, Type 1, Class C	White	20
G60001	Yukon CS400 - Standard Brim, Vented, 4 Point, Type 1, Class C	Blue	20
G60002	Yukon CS400 - Standard Brim, Vented, 4 Point, Type 1, Class C	Yellow	20
G60003	Yukon CS400 - Standard Brim, Vented, 4 Point, Type 1, Class C	Orange	20

**YUKON® ES400:** 4 - Point suspension system offers superior protection for top impact with good side protection. Ratchet adjusts between hat sizes 6-1/2" to 8". Universal accessory slot. Compatible with 2 or 3 chin straps. Vertical height adjustment capability (2 front, 2 rear) allows for a more personal fit to increase wear time and worker compliance. Meets ANSI/ISEA Z89.1 and CSA Z94.1 standards.

G60104	Yukon ES400 - Standard Brim, Non Vented, 4 Point, Type 1, Class E	White	20
G60105	Yukon ES400 - Standard Brim, Non Vented, 4 Point, Type 1, Class E	Blue	20
G60106	Yukon ES400 - Standard Brim, Non Vented, 4 Point, Type 1, Class E	Yellow	20
G60107	Yukon ES400 - Standard Brim, Non Vented, 4 Point, Type 1, Class E	Orange	20

**YUKON® ES600:** 6 - Point suspension system offers superior protection for front, top, lateral and off axis impacts. Ratchet adjusts between hat sizes 6-1/2" to 8". Universal accessory slot. Compatible with 2 or 3 chin straps. Vertical height adjustment capability (2 front, 2 rear) allows for a more personal fit to increase wear time and worker compliance. Meets ANSI/ISEA Z89.1 and CSA Z94.1 standards.

G60100	Yukon ES600 - Standard Brim, Non Vented, 6 Point, Type 1, Class E	White	20
G60101	Yukon ES600 - Standard Brim, Non Vented, 6 Point, Type 1, Class E	Blue	20
G60102	Yukon ES600 - Standard Brim, Non Vented, 6 Point, Type 1, Class E	Yellow	20
G60103	Yukon ES600 - Standard Brim, Non Vented, 6 Point, Type 1, Class E	Orange	20

**YUKON® EF400:** 4 - Point suspension system offers superior protection for top impact with good side protection. Ratchet adjusts between hat sizes 6-1/2" to 8". Universal accessory slot. Compatible with 2 or 3 chin straps. Vertical height adjustment capability (2 front, 2 rear) allows for a more personal fit to increase wear time and worker compliance. Meets ANSI/ISEA Z89.1 and CSA Z94.1 standards.

G60200	Yukon EF400 - Full Brim, Non Vented, 4 Point, Type 1, Class E	White	10
G60201	Yukon EF400 - Full Brim, Non Vented, 4 Point, Type 1, Class E	Yellow	10

**RAINIER® BC40:** Short bill offers protection from bump hazards in tight spaces. Slide lock 4 - point suspension system for lightweight comfort. Vented design allows for added air circulation. Polyester brow pad. Compatible with 2 point chin straps.

G62001	Rainier BC40 - Short Brim Hard Bump Cap	White	25
G62002	Rainier BC40 - Short Brim Hard Bump Cap	Yellow	25
G62003	Rainier BC40 - Short Brim Hard Bump Cap	Blue	25

**RAINIER® BCX:** Ball cap style brim. Low-profile head protection. Snap back adjustable closure fits a wide range of head sizes. Ventilated removable bump insert with crown pad. Breathable construction.

G62004	Rainier BCX - Snap Back Bump Cap	Black	36
--------	----------------------------------	-------	----



## Global Headquarters

**Tainan, Taiwan**  
No.122, Yi-Lin Road,  
Rende Township,  
Tainan, 71752 Taiwan  
Tel. 886-6-270-1756

## USA Headquarters

**Long Beach, California**  
5860 Paramount Blvd.  
Long Beach, CA 90805  
Tel. 562-808-8000  
Fax: 562-808-8137

## U.S.A.

**Atlanta, GA**  
250 Horizon Dr.  
Suwanee, GA 30024  
Tel. 678-459-3700  
Fax: 678-459-3720  
WATS: 800-275-0056  
atlanta@brightonbest.com

**Boston, MA**  
448 Turnpike St.  
South Easton, MA 02375  
Tel. 508-857-2808  
Fax: 774-296-8685  
WATS: 800-275-0037  
boston@brightonbest.com

**Charlotte, NC**  
8604 Cliff Cameron Dr., Ste. 154  
Charlotte, NC 28269  
Tel. 704-393-6711  
Fax: 704-393-6715  
WATS: 800-275-0050  
charlotte@brightonbest.com

**Chicago, IL**  
940 North Enterprise St.  
Aurora, IL 60504  
Tel. 630-898-9600  
Fax: 630-898-9601  
WATS: 800-929-2378  
chicago@brightonbest.com

**Cleveland, OH**  
21855 Commerce Pkwy.  
Strongsville, OH 44149  
Tel. 440-238-1350  
Fax: 440-238-2336  
WATS: 800-275-0048  
cleveland@brightonbest.com

**Dallas, TX**  
3225 Roy Orr Blvd., Ste. 200  
Grand Prairie, TX 75050  
Tel. 972-790-1201  
Fax: 972-790-6265  
WATS: 800-275-0054  
dallas@brightonbest.com

**Denver, CO**  
9700 E. 56th Ave., Unit 120  
Denver, CO 80238  
Tel. 303-576-0530  
Fax: 303-371-9775  
WATS: 800-935-2202  
denver@brightonbest.com

**Detroit, MI**  
59067 Gratiot Ave.  
New Haven, MI 48048  
Tel. 586-412-3350  
Fax: 586-412-3305  
WATS: 800-275-0046  
detroit@brightonbest.com

## Houston, TX

6911 Fairbanks N. Houston Rd. Ste. 150  
Houston, TX 77040  
Tel: 713-466-0336  
Fax: 713-466-0385  
WATS: 800-275-0054  
houston@brightonbest.com

**Los Angeles, CA**  
12801 Leffingwell Ave.  
Santa Fe Springs, CA 90670  
Tel. 562-483-2740  
Fax: 562-404-3999  
WATS: 800-275-0028  
losangeles@brightonbest.com

**Miami, FL**  
3426 West 84th St., Ste. 203  
Hialeah, FL 33018  
Tel. 305-512-3446  
Fax: 305-512-3450  
WATS: 800-275-0035  
miami@brightonbest.com

**Nashville, TN**  
446 Metroplex Dr., Ste. A120  
Nashville, TN 37211  
Tel. 615-834-1154  
Fax: 615-834-1157  
WATS: 800-275-0029  
nashville@brightonbest.com

**Portland, OR**  
4920 NE 138th Ave.  
Portland, OR 97230  
Tel: 503-261-0660  
Fax: 503-252-4093  
WATS: 800-275-0686  
portland@brightonbest.com

**Minneapolis, MN**  
21010 Commerce Blvd.  
Ste. B  
Rogers, MN 55374  
Tel. 763-425-9464  
Fax: 763-425-9266  
WATS: 800-275-0031  
minnesota@brightonbest.com

**Salt Lake City, UT**  
2179 S. Commerce Center Dr. Ste. 400  
West Valley City, UT 84120  
Tel: 801-972-1313  
Fax: 801-972-5114  
WATS: 800-935-1402  
saltlake@brightonbest.com

**Sayreville, NJ**  
200 Kennedy Dr.  
Sayreville, NJ, 08872  
Tel. 732-525-8400  
Fax: 732-525-8408  
sayreville@brightonbest.com

## Tampa, FL

4915 Distribution Dr.  
Tampa, FL 33605  
Tel. 305-512-3446  
Fax: 305-512-3450  
WATS: 800-275-0035  
tampa@brightonbest.com

**West Deptford, NJ**  
1222 Forest Parkway  
West Deptford, NJ. 08066  
Tel. 856-241-9494  
Fax: 856-241-9477  
WATS: 800-935-2378  
sayreville@brightonbest.com

**IRONCLAD HQ**  
Dallas, TX  
3325 Roy Orr Blvd., Ste. 200  
Grand Prairie, TX. 75050  
Tel. 972-996-5664  
Fax: 469-341-7213  
Toll Free: 844-200-5664  
customerservice@ironclad.com

## CANADA

**Edmonton, Alberta**  
12828 170th St. NW  
Edmonton, AB T5V 0A6  
Tel: 604-513-0311  
Fax: 604-513-0312  
WATS: 800-663-9106  
edmonton@brightonbest.com

**Montreal, Québec**  
12000 Cavendish  
Saint-Laurent, Québec H4R 1Y2  
Tel: 514-336-9888  
Fax: 514-336-8865  
WATS: 800-361-2076  
montreal@brightonbest.com

**Toronto, Ontario**  
7900 Goreway Dr., Unit 1  
Brampton, Ontario L6T 5W6  
Tel: 905-791-2000  
Fax: 905-791-6841  
WATS: 800-268-6918  
toronto@brightonbest.com

**Vancouver, British Columbia**  
Unit 103 9850 201st St.  
Langley, B.C. V1M 4A3  
Tel: 604-513-0311  
Fax: 604-513-0312  
WATS: 800-663-9106  
vancouver@brightonbest.com

## MEXICO

**Mexico**  
Toll Free: 1(855)-816-9726  
Fax: 562-404-3999  
mexico@brightonbest.com

## AUSTRALIA

**Brisbane, Queensland**  
11 Stradbroke St.  
Heathwood, Queensland 4110  
Tel. 617-3727-5700  
Fax: 617-3714-9821  
qldsales@brightonbest.com.au

**Melbourne, Victoria**  
31-33 Canterbury Rd.  
Braeside, VIC 3195  
Tel. 613-8586-0244  
Fax: 613-9587-7255  
vicsales@brightonbest.com.au

**Perth, Western Australia**  
15 Wicks St.  
Bayswater, Western Australia 6053  
Tel. 618-6240-6800  
Fax: 618-9248-4766  
wasales@brightonbest.com.au

**Sydney, New South Wales**  
11 Wonderland Dr.,  
Eastern Creek, NSW 2766  
Tel. 612-8818-0900  
Fax: 612-9620-1050  
nswsales@brightonbest.com.au

## NEW ZEALAND

**Auckland, New Zealand**  
28 Pavillion Dr. Airport Oaks  
Mangere, Auckland 2022  
Tel. 649-257-5256  
Fax: 649-257-5328  
nzsales@brightonbest.co.nz

## U.K.

**Birmingham, West Midlands**  
Fastener Complex D1  
Cradley Business Park,  
Overend Rd., Cradley Heath  
West Midlands B64 7DW  
Tel. +44 (0) 1384-568144  
Fax: +44 (0) 1384-413719  
sales@brightonbest.org

## BRAZIL

**São Paulo, Brazil**  
Rua Dos Missionários, 410  
São Paulo, Brazil 04729-001  
Tel. 55 11-5641-4037  
Fax: 55 11-5641-2444  
luizab@brightonbest.com.br

Questions? Please E-mail Us at [USAnchor@brightonbest.com](mailto:USAnchor@brightonbest.com)



**PREFERRED BY  
PROFESSIONALS**



**The Ultimate  
Drywall Anchor**

**USED IN DRYWALL - Light Duty Anchors For Installing Pictures, Mirrors, And Book Shelves Into Drywall - Zinc & Plastic**

**EZ-ANCHORS**



Part No.	Item Description	Size	Case Qty.
R02001	E-Z Anchor Lite Duty White Nylon for use w/#6 Screws	3/8 x 1	100
R02005	E-Z Anchor Mini White Nylon for use w/#6, 7, & 8 Screws	1/2 x 1-5/8	100
R02007	E-Z Anchor Mini Zinc Die Cast for use w/#6, 7, & 8 Screws	7/16 x 1-1/4	100
R02008	E-Z Anchor Zinc Die Cast for use w/#6, 7, & 8 Screws	1/2 x 1-5/8	100
R02012	E-Z Anchor Toggle Zinc Die Cast for use w/#8 Screws	9/16 x 2-1/2	50
R02013	E-Z Anchor Toggle W/LG Wash Face Zinc Die Cast for use w/#8 Screws	9/16 x 2-1/2	50



**The Ultimate  
Drywall Anchor**

**USED IN DRYWALL - Light Duty Anchors For Plaster, Drywall, And Hollow Block - Zinc & Plastic**

**TOGGLER ANCHORS**



- Easy slide adjustment, accomodates various wall thicknesses
- Can easily be removed and relocated

Part No.	Item Description	Size	Case Qty.
084001	Snap Toggler #24013 Anchor Zinc USA 3/8-3-5/8" Grip	100BA	100
084002	Snap Toggler #24014 Anchor Zinc USA 3/8-3-5/8" Grip	100BB	100
084003	Toggler #11009 Hollow Wall Anchor Nylon USA 1/8-1/4" Grip	100TA	100
084004	Toggler #11010 Hollow Wall Anchor Nylon USA 3/8-1/2" Grip	100TB	100
084005	Toggler #11011 Hollow Wall Anchor Nylon USA 5/8-3/4" Grip	100TC	100
084006	Toggler #11012 Picture Hook Anchor Nylon USA 3/8-1/2" Grip	100TH	100
084007	Snap Toggler #21015 Anchor Zinc USA 3/8-2-1/2" Grip	25BC	25
084008	Snap Toggler #24013 Anchor Zinc USA 3/8-3-5/8" Grip	50BA	50
143015	Toggle Bolts - Acoustical Zinc CR+3	1/4"-20 x 3'	25
143020	Toggle Bolts - Acoustical Zinc CR+3	1/4"-20 x 4"	25
143025	Toggle Bolts - Acoustical Zinc CR+3	1/4"-20 x 5"	25



**HAND PROTECTION - Touchscreen Redefined Forever**

**CUT RESISTANT**



G03039



G03047



G03234



G03254



G03274



G03294



G03394



M09030

Part No.	Item Description	Size	Pkg. Qty.
G03036	Command Knit Foam Nitrile - Touch Screen, Cut Level A1, (Vend-Pack)	XS	12
G03037	Command Knit Foam Nitrile - Touch Screen, Cut Level A1, (Vend-Pack)	S	12
G03038	Command Knit Foam Nitrile - Touch Screen, Cut Level A1, (Vend-Pack)	M	12
G03039	Command Knit Foam Nitrile - Touch Screen, Cut Level A1, (Vend-Pack)	L	12
G03040	Command Knit Foam Nitrile - Touch Screen, Cut Level A1, (Vend-Pack)	XL	12
G03041	Command Knit Foam Nitrile - Touch Screen, Cut Level A1, (Vend-Pack)	XXL	12
G03044	Command Knit PU - Touch Screen, Cut Level A1, (Vend-Pack)	XS	12
G03045	Command Knit PU - Touch Screen, Cut Level A1, (Vend-Pack)	S	12
G03046	Command Knit PU - Touch Screen, Cut Level A1, (Vend-Pack)	M	12
G03047	Command Knit PU - Touch Screen, Cut Level A1, (Vend-Pack)	L	12
G03048	Command Knit PU - Touch Screen, Cut Level A1, (Vend-Pack)	XL	12
G03049	Command Knit PU - Touch Screen, Cut Level A1, (Vend-Pack)	XXL	12
G03231	Command A2 PU - Touch Screen, Cut Level A2, (Vend-Pack)	XS	12
G03232	Command A2 PU - Touch Screen, Cut Level A2, (Vend-Pack)	S	12
G03233	Command A2 PU - Touch Screen, Cut Level A2, (Vend-Pack)	M	12
G03234	Command A2 PU - Touch Screen, Cut Level A2, (Vend-Pack)	L	12
G03235	Command A2 PU - Touch Screen, Cut Level A2, (Vend-Pack)	XL	12
G03236	Command A2 PU - Touch Screen, Cut Level A2, (Vend-Pack)	XXL	12
G03251	Command A3 Foam Nitrile - Touch Screen, Cut Level A3, (Vend-Pack)	XS	12
G03252	Command A3 Foam Nitrile - Touch Screen, Cut Level A3, (Vend-Pack)	S	12
G03253	Command A3 Foam Nitrile - Touch Screen, Cut Level A3, (Vend-Pack)	M	12
G03254	Command A3 Foam Nitrile - Touch Screen, Cut Level A3, (Vend-Pack)	L	12
G03255	Command A3 Foam Nitrile - Touch Screen, Cut Level A3, (Vend-Pack)	XL	12
G03256	Command A3 Foam Nitrile - Touch Screen, Cut Level A3, (Vend-Pack)	XXL	12
G03271	Command A4 Foam Nitrile - Touch Screen, Cut Level A4, (Vend-Pack)	XS	12
G03272	Command A4 Foam Nitrile - Touch Screen, Cut Level A4, (Vend-Pack)	S	12
G03273	Command A4 Foam Nitrile - Touch Screen, Cut Level A4, (Vend-Pack)	M	12
G03274	Command A4 Foam Nitrile - Touch Screen, Cut Level A4, (Vend-Pack)	L	12
G03275	Command A4 Foam Nitrile - Touch Screen, Cut Level A4, (Vend-Pack)	XL	12
G03276	Command A4 Foam Nitrile - Touch Screen, Cut Level A4, (Vend-Pack)	XXL	12
G03291	Command A6 Foam Nitrile - Touch Screen, Cut Level A6, (Vend-Pack)	XS	12
G03292	Command A6 Foam Nitrile - Touch Screen, Cut Level A6, (Vend-Pack)	S	12
G03293	Command A6 Foam Nitrile - Touch Screen, Cut Level A6, (Vend-Pack)	M	12
G03294	Command A6 Foam Nitrile - Touch Screen, Cut Level A6, (Vend-Pack)	L	12
G03295	Command A6 Foam Nitrile - Touch Screen, Cut Level A6, (Vend-Pack)	XL	12
G03296	Command A6 Foam Nitrile - Touch Screen, Cut Level A6, (Vend-Pack)	XXL	12
G03391	Command Microfoam Nitrile - Touch Screen, (Vend-Pack)	XS	12
G03392	Command Microfoam Nitrile - Touch Screen, (Vend-Pack)	S	12
G03393	Command Microfoam Nitrile - Touch Screen, (Vend-Pack)	M	12
G03394	Command Microfoam Nitrile - Touch Screen, (Vend-Pack)	L	12
G03395	Command Microfoam Nitrile - Touch Screen, (Vend-Pack)	XL	12
G03996	Command Microfoam Nitrile - Touch Screen, (Vend-Pack)	XXL	12
G03997	Command Microfoam Nitrile - Touch Screen, (Vend-Pack)	XXXL	12
M09030	Foam Standing/Kneeling Pad	21" x 14" x 1"	1

• Command touchscreen infused palm • 18 gauge premium shell • Color coded reinforced saddle



**Where Quality and Performance Come First!**

**CONCRETE - L-Shaped Anchor Bolts w/Nut and Washer**

**L-SHAPED ANCHOR BOLTS**



- Used for attaching sill plates, light post, poles and general anchoring to concrete foundations
- Installed prior to concrete

Part No.	Item Description	Size	Box Qty.
431010	L-Shaped Anchor Bolt W/Nut/Washer Plain	3/8"x6"x1 1/4"x 1 3/4"	25
431014	L-Shaped Anchor Bolt W/Nut/Washer Plain	3/8"x8"x1 1/4"x 1 3/4"	25
431018	L-Shaped Anchor Bolt W/Nut/Washer Plain	3/8"x10"x 1 1/4"x1 3/4"	25
431022	L-Shaped Anchor Bolt W/Nut/Washer Plain	3/8"x12"x 1 1/4"x1 3/4"	25
431026	L-Shaped Anchor Bolt W/Nut/Washer Plain	1/2"x6"x1 1/4"x 1 3/4"	25
431030	L-Shaped Anchor Bolt W/Nut/Washer Plain	1/2"x8"x1 1/4"x 1 3/4"	25
431034	L-Shaped Anchor Bolt W/Nut/Washer Plain	1/2"x10"x 1 1/4"x1 3/4"	25
431038	L-Shaped Anchor Bolt W/Nut/Washer Plain	1/2"x12"x 1 1/4"x1 3/4"	25
431040	L-Shaped Anchor Bolt W/Nut/Washer Plain	1/2"x16"x 1 1/4"x1 3/4"	25
431042	L-Shaped Anchor Bolt W/Nut/Washer Plain	1/2"x18"x 1 1/4"x1 3/4"	25
431046	L-Shaped Anchor Bolt W/Nut/Washer Plain	5/8"x10"x2"x3"	15
431047	L-Shaped Anchor Bolt W/Nut/Washer Plain	5/8" x 12" (1-1/2"RTN)	15
431048	L-Shaped Anchor Bolt W/Nut/Washer Plain	5/8" x 14" (4-1/2"RTN)	15
431050	L-Shaped Anchor Bolt W/Nut/Washer Plain	5/8"x8"x2"x3"	15
431088	L-Shaped Anchor Bolt W/Nut/Washer Plain	3/4" x 8" (1-3/4"RTN)	15
431089	L-Shaped Anchor Bolt W/Nut/Washer Plain	3/4" x 10" (1-3/4"RTN)	15
431090	L-Shaped Anchor Bolt W/Nut/Washer Plain	3/4" x 12" (1-3/4"RTN)	15
431240	L-Shaped Anchor Bolt W/Nut/Washer Plain	1-1/8" x 21" (8"RTN)	15
432010	L-Shaped Anchor Bolt W/Nut/Washer HDG	3/8"x6"x1 1/4"x 1 3/4"	25
432014	L-Shaped Anchor Bolt W/Nut/Washer HDG	3/8"x8"x1 1/4"x 1 3/4"	25
432018	L-Shaped Anchor Bolt W/Nut/Washer HDG	3/8"x10"x 1 1/4"x1 3/4"	25
432022	L-Shaped Anchor Bolt W/Nut/Washer HDG	3/8"x12"x 1 1/4"x1 3/4"	25
432026	L-Shaped Anchor Bolt W/Nut/Washer HDG	1/2"x6"x1 1/4"x 1 3/4"	25
432030	L-Shaped Anchor Bolt W/Nut/Washer HDG	1/2"x8"x1 1/4"x 1 3/4"	25
432034	L-Shaped Anchor Bolt W/Nut/Washer HDG	1/2"x10"x 1 1/4"x1 3/4"	25
432038	L-Shaped Anchor Bolt W/Nut/Washer HDG	1/2"x12"x 1 1/4"x1 3/4"	25
432042	L-Shaped Anchor Bolt W/Nut/Washer HDG	1/2"x16"x 1 1/4"x1 3/4"	25
432046	L-Shaped Anchor Bolt W/Nut/Washer HDG	1/2"x18"x 1 1/4"x1 3/4"	25
432050	L-Shaped Anchor Bolt W/Nut/Washer HDG	5/8"x10"x2"x3"	15
432054	L-Shaped Anchor Bolt W/Nut/Washer HDG	5/8"x12"x2"x3"	15
432058	L-Shaped Anchor Bolt W/Nut/Washer HDG	5/8"x8"x2"x3"	15